

Fronter Userguide -

How to submit assignments and/or mid-term papers in Fronter

This is how you do: **Step 1. Press the Fronter login button:**

Nye / new Fronter

Denne login-knappen fører til UiOs nye fronterløsning som blir benyttet av de fleste emner, kurs og kull fra og med høstsemesteret 2013.

This login button takes you to the new Fronter install which is used by most subjects, courses and programmes as of fall 2013.



**Step 2. Login to Fronter by using your usual password and username.
and then press the button 'Login'.**

>> **fronter** English | [Bokmål](#) | [Nynorsk](#) | [Sámeigiella](#)

Login through Feide

Fronter has requested that you login. You have chosen **University of Oslo** as your affiliation. [Change?](#)

Username

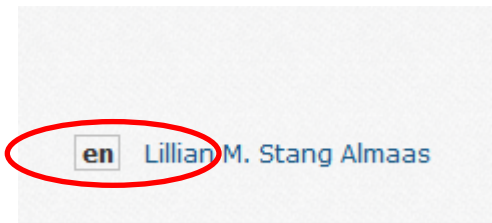
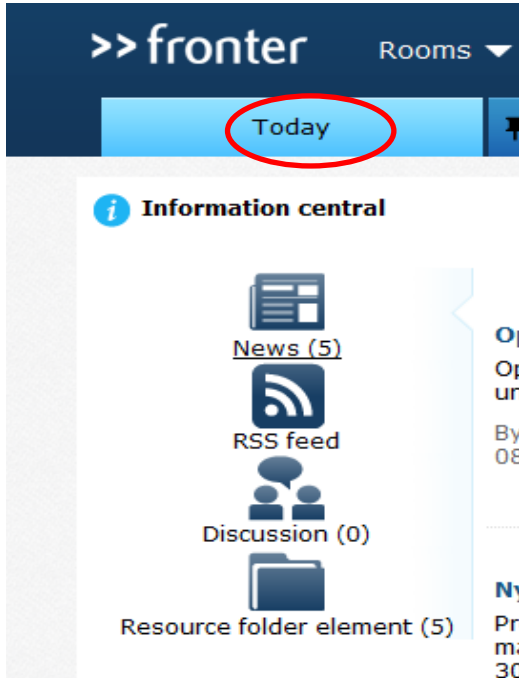
Password

[Login](#)

[Forgot username or password?](#)

[Help](#) [Privacy](#) [More information](#)

Step 3. Choose language (fex English – ‘en’) in the ‘Today’ folder :



Step 4: Choose the box 'Rooms', then choose 'Display all rooms' from the menu.

The screenshot shows the Fronter interface. At the top left, the logo '>>fronter' is visible. To its right is a 'Rooms' button with an upward-pointing triangle, which is circled in red. Further right is a 'Tools' button with a downward-pointing triangle. Below the 'Rooms' button is a dropdown menu, also circled in red, containing three options: 'Create new room', 'Display all rooms', and 'Rooms not visited'. The 'Display all rooms' option is underlined. To the right of the dropdown menu is a 'Favourites' section listing several room names: 'juriteket', 'JUS120040_tilrettelagt unde...', 'JUS4211_lærerrom', and 'Lærerrom_jus2111'. Below the 'Options' and 'Favourites' sections is a navigation bar with 'Today' and a selected room 'JUS5240 - Fellesrom..'. The main content area is divided into two columns. The left column has a sidebar with icons and labels for 'Room', 'Members', 'Lectures', and 'Mock exam'. The right column displays details for the selected room, including the title 'Room', 'Room Name: JUS5240 - Fellesrom 2013-høst', and 'Description:'. Below this is a section for 'Messages'.

Step 5: Choose the correct room (fex *JUS5680*)

Note! Please verify that you have chosen the – *Assignment* –folder!

- ☐ **Universitetet i Oslo**

- ☐ **Det juridiske fakultet**

- ☐ **Institutt for privatrett**

- ☐ **Kurs høst 2013**

- ☐ **JUS5660 - Assignment 2013-høst**

- ☐ **JUS5660 - Fellesrom 2013 høst**

- ☐ **JUS5680 - Assignment 2013-høst**

- ☐ **JUS5680 - Fellesrom 2013-høst**

Step 6: You are now in the room. Click on the *'Hand-in'* folder.

The screenshot shows a web browser window displaying the Fronter application. The address bar shows the URL <https://fronter.uio.no/main.phtml>. The browser tabs include "Universitetet i Oslo" and "Fronter ved UIO (fronter.uio.no)".

The application header includes the "fronter" logo, navigation menus for "Rooms", "Personal tools", and "Online (0)", and an "Account" dropdown menu. Below the header, there are tabs for "Today" and "HUMR5140 ...".

The main content area is divided into sections:

- Room:** Displays "Room Name: HUMR5140 - Assignment 2012-høst" and "Duration:". A "Choose" dropdown menu is visible in the top right of this section.
- Messages:** Displays "No messages yet" and includes "Show all" and "New message" buttons.

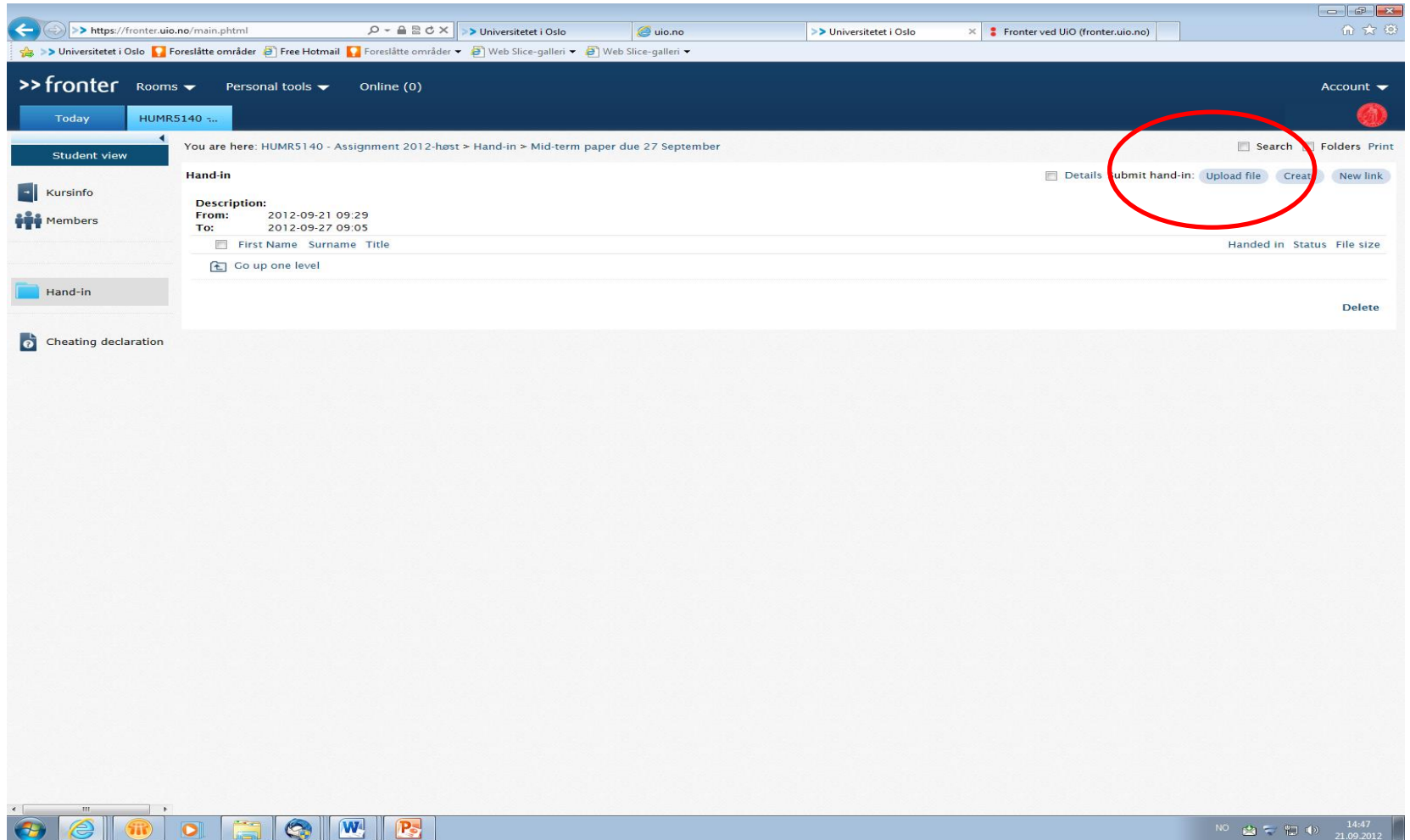
The left sidebar contains several menu items: "Kursinfo", "Members", "Hand-in" (circled in red), and "Cheating declaration".

The Windows taskbar at the bottom shows the system tray with the date "21.09.2012" and time "14:34".

Step 7: Then click on the correct folder.

The screenshot shows the Fronter web application interface. The browser address bar displays <https://fronter.uio.no/main.phtml>. The page header includes navigation options like 'Rooms', 'Personal tools', and 'Online (0)'. The main content area shows the breadcrumb path: 'You are here: HUMR5140 - Assignment 2012-høst > Hand-in'. Under the 'Hand-in' section, there is a list of folders. The folder 'Mid-term paper due 27 September' is highlighted with a red circle. Other folders include 'Title' and 'Mid-term paper due 27 September (Deactivated)'. The interface also features a sidebar with 'Kursinfo', 'Members', 'Hand-in', and 'Cheating declaration' options. The bottom of the screen shows the Windows taskbar with various application icons and the system clock displaying 14:39 on 21.09.2012.

Step 8: Upload your assignment by using the *upload file*- link as shown above.



The screenshot shows a web browser window displaying the Fronter interface. The address bar shows the URL <https://fronter.uio.no/main.phtml>. The browser tabs include "Universitetet i Oslo", "uio.no", and "Fronter ved UiO (fronter.uio.no)".

The main navigation bar includes "fronter", "Rooms", "Personal tools", "Online (0)", and "Account". Below this, there are tabs for "Today" and "HUMR5140 ...".

The left sidebar contains "Student view", "Kursinfo", "Members", "Hand-in", and "Cheating declaration".

The main content area shows the breadcrumb "You are here: HUMR5140 - Assignment 2012-høst > Hand-in > Mid-term paper due 27 September". Below this, the "Hand-in" section is visible, including a "Description:" with "From: 2012-09-21 09:29" and "To: 2012-09-27 09:05". A table header shows columns for "First Name", "Surname", "Title", "Handed in", "Status", and "File size". A "Go up one level" link is also present.

In the top right of the "Hand-in" section, there are buttons for "Details", "submit hand-in:", "Upload file", "Creat", and "New link". The "Upload file" button is circled in red.

The Windows taskbar at the bottom shows the system tray with the date and time "14:47 21.09.2012".

Step 9: Remember to fill in the 'Cheating declaration'.

The screenshot shows the Fronter web application interface. The browser address bar displays <https://fronter.uio.no/main.phtml>. The page title is "HUMR5140 ...". The breadcrumb navigation path is "You are here: HUMR5140 - Assignment 2012-høst > Hand-in > Mid-term paper due 27 September".

The main content area is titled "Hand-in" and includes the following information:

- Description:**
- From:** 2012-09-21 09:29
- To:** 2012-09-27 09:05

Below this information is a table with the following columns: First Name, Surname, Title, Handed in, Status, and File size. A "Go up one level" link is also present.

In the left sidebar, under the "Hand-in" section, the "Cheating declaration" link is highlighted with a red circle.

The Windows taskbar at the bottom shows the system tray with the date and time: 14:52, 21.09.2012.

Step 10: Open the link Self-declaration form regarding cheating.

The screenshot shows a web browser window with the URL <https://fronter.uio.no/main.phtml>. The browser tabs include "Universitetet i Oslo" and "Fronter ved UiO (fronter.uio.no)". The page header displays "fronter" and navigation options like "Rooms", "Personal tools", and "Online (0)". The main content area is titled "You are here: HUMR5140 - Assignment 2012-høst > Cheating declaration". Below this, there is a section for "Cheating declaration" with a "Title" field and a link labeled "Self-declaration form regarding cheating" which is circled in red. The interface also includes a left sidebar with "Student view" and "Hand-in" sections, and a bottom status bar showing the system time as 14:55 on 21.09.2012.

Step 11: Please answer the declaration and submit your answer.

https://fronter.uio.no/main.phtml

Universitetet i Oslo

uio.no

Universitetet i Oslo

Fronter ved UiO (fronter.uio.no)

Universitetet i Oslo

Foreslåtte områder

Free Hotmail

Foreslåtte områder

Web Slice-galleri

Web Slice-galleri

>> fronter

Rooms

Personal tools

Online (0)

Account

Today

HUMR5140

Student view

You are here: HUMR5140 - Assignment 2012-høst > Cheating declaration

Search

Folders

Print

Kursinfo

Members

Hand-in

Cheating declaration

Take the test: Self-declaration form regarding cheating

Question 1. Course code and name of course

I hereby declare that this paper/assignment is written by me

I hereby declare that this paper/assignment - has not been used for another exam at another department/ university/ university college in Norway or another country.

I hereby declare that this paper/assignment - does not refer to/quote works of others without stating it both in the text and in the reference list

I hereby declare that this paper/assignment - does not refer to/quote previous writings of my own without stating it both in the text and in the reference list

I hereby declare that this paper/assignment - mentions explicitly all sources of information in the reference list

Question 2. I am aware of the fact that violation of these clauses is regarded as cheating and can result in annulment of the examination or paper. Cheating or attempted cheating can result in the expulsion of the examinee

yes

Question 3. Date and name

The test is open from: 2012-09-21 09:00 to: 2012-11-27 16:00

Submit answer

Save and postpone submission

NO

14:57

21.09.2012