

Spring

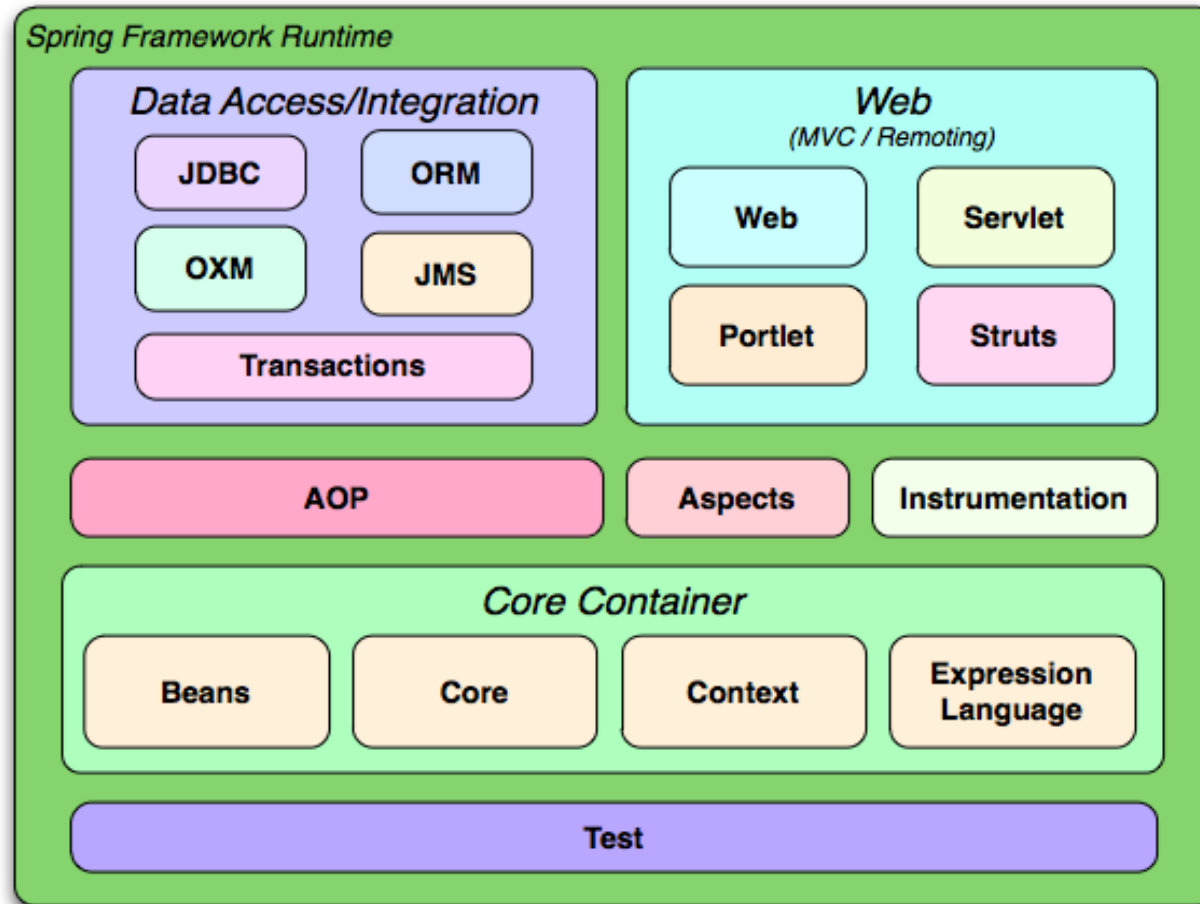
and

the IoC Container

# Menu

- Recap - The IoC container
- The ApplicationContext
- Bean scopes
- Bean lifecycle customization
- Internationalization
- Application events / listeners
- Resources
- Factory beans

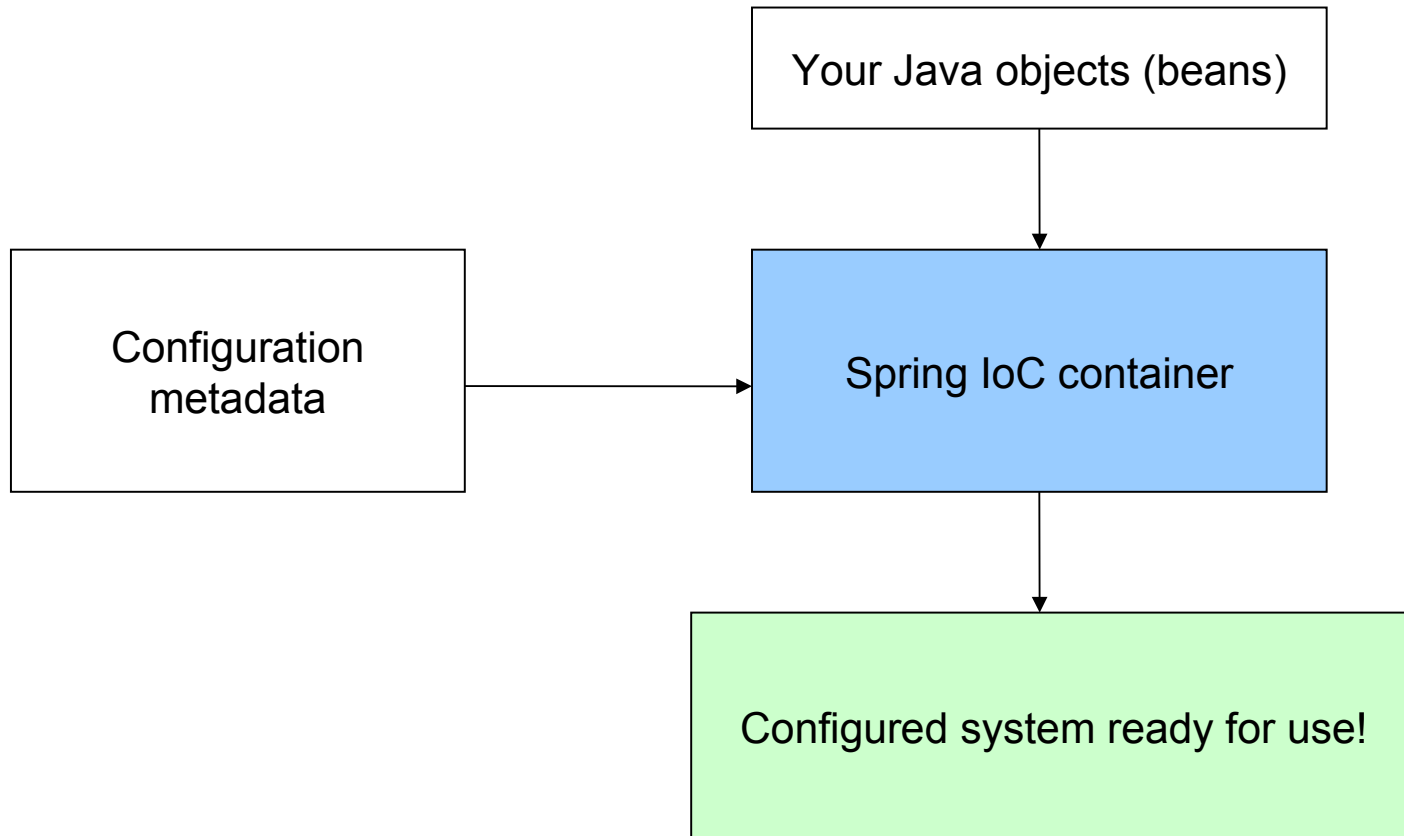
# Spring overview



# The IoC container

- IoC means *Inversion of Control* (Dependency Injection)
- The *IoC container* is the core component of the Spring framework
- A *bean* is an object that is managed by the IoC container
- The IoC container is responsible for instantiating, assembling and managing beans
- Spring comes with two types of containers
  - BeanFactory
  - ApplicationContext

# The IoC container



# The BeanFactory

- Provides basic support for dependency injection
- Responsible for
  - Creating and dispensing beans
  - Managing dependencies between beans
- Lightweight – useful when resources are scarce
  - Mobile applications, applets
- *XMLBeanFactory* most commonly used implementation

```
Resource xmlFile = new ClassPathResource( "META-INF/beans.xml" );  
BeanFactory beanFactory = new XmlBeanFactory( xmlFile );
```

```
MyBean myBean = (MyBean) beanFactory.getBean( "myBean" );
```

# The ApplicationContext

- Built on top of the BeanFactory
- Provides more enterprise-centric functionality
  - Internationalization, AOP, transaction management
- Preferred over the BeanFactory in most situations
- Most commonly used implementation is the *ClassPathXmlApplicationContext*

```
String xmlFilePath = "META-INF/beans.xml";
```

```
ApplicationContext context = new ClassPathXmlApplicationContext( xmlFilePath );
```

```
MyBean myBean = (MyBean) context.getBean( "myBean" );
```

# Convenient container instantiation

- ApplicationContext instances can be created declaratively in web.xml using a ContextLoader

Points to the Spring configuration file

```
<context-param>
  <param-name>contextConfigLocation</param-name>
  <param-value>classpath*/META-INF/beans.xml</param-value>
</context-param>

<listener>
  <listener-class>org.springframework.web.context.ContextLoaderListener</listener-class>
</listener>
```

ContextLoaderListener definition. The listener will inspect the contextConfigLocation parameter.

# Dependencies

- An application consists of many beans working together
- Dependency: a bean being used by another bean
- Setter-based dependency injection most convenient

```
public class DefaultStudentSystem implements StudentSystem
{
    private String studentDAO;

    public void setStudentDAO( StudentDAO studentDAO )
    {
        this.studentDAO = studentDAO;
    }
}
```

Dependency defined  
only through a  
reference and a  
public set-method

```
<bean id="studentSystem" class="no.uio.inf5750.service.DefaultStudentSystem">
  <property name="studentDAO" ref bean="studentDAO"/>
</bean>

<bean id="studentDAO" class="no.uio.inf5750.dao.HibernateStudentDAO"/>
```

StudentDAO  
injected into  
StudentService

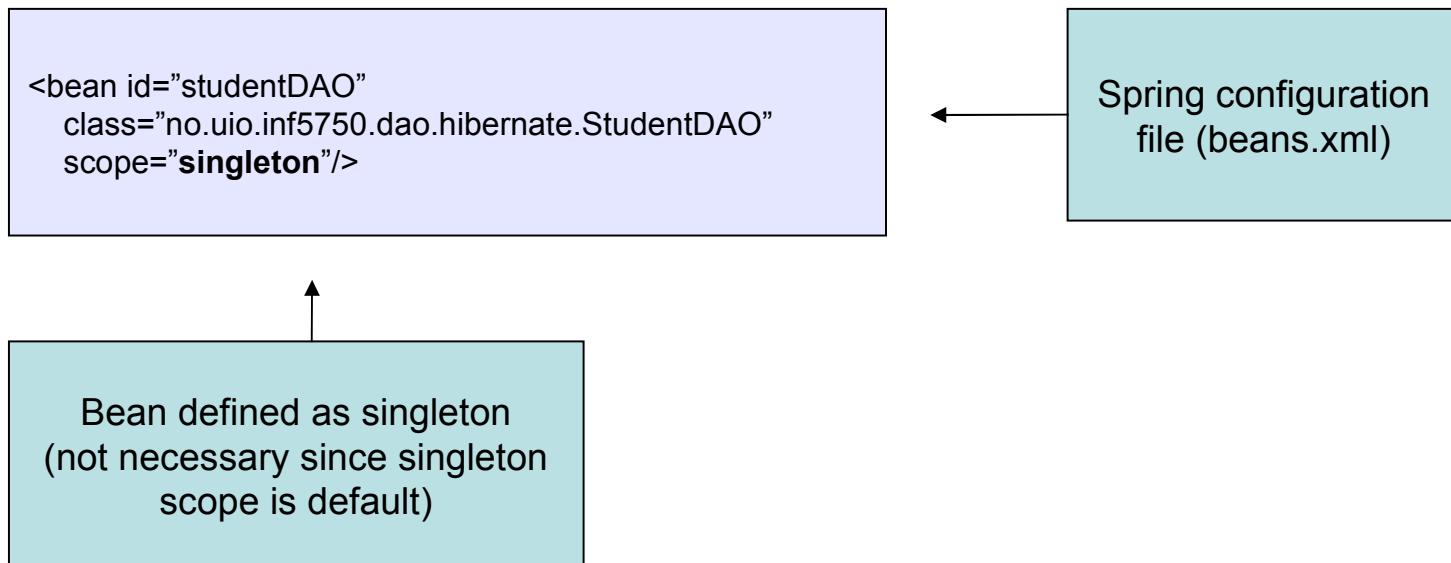
# Bean scopes

- A bean definition is a *recipe* for creating instances
  - Many object instances can be created from a single definition
- Spring can manage the *scope* of the beans
  - No need for doing it programmatically

<i>Scope</i>	<i>Description</i>
singleton	Scopes a single bean definition to a single object instance.
prototype	Scopes a single bean definition to any number of object instances.

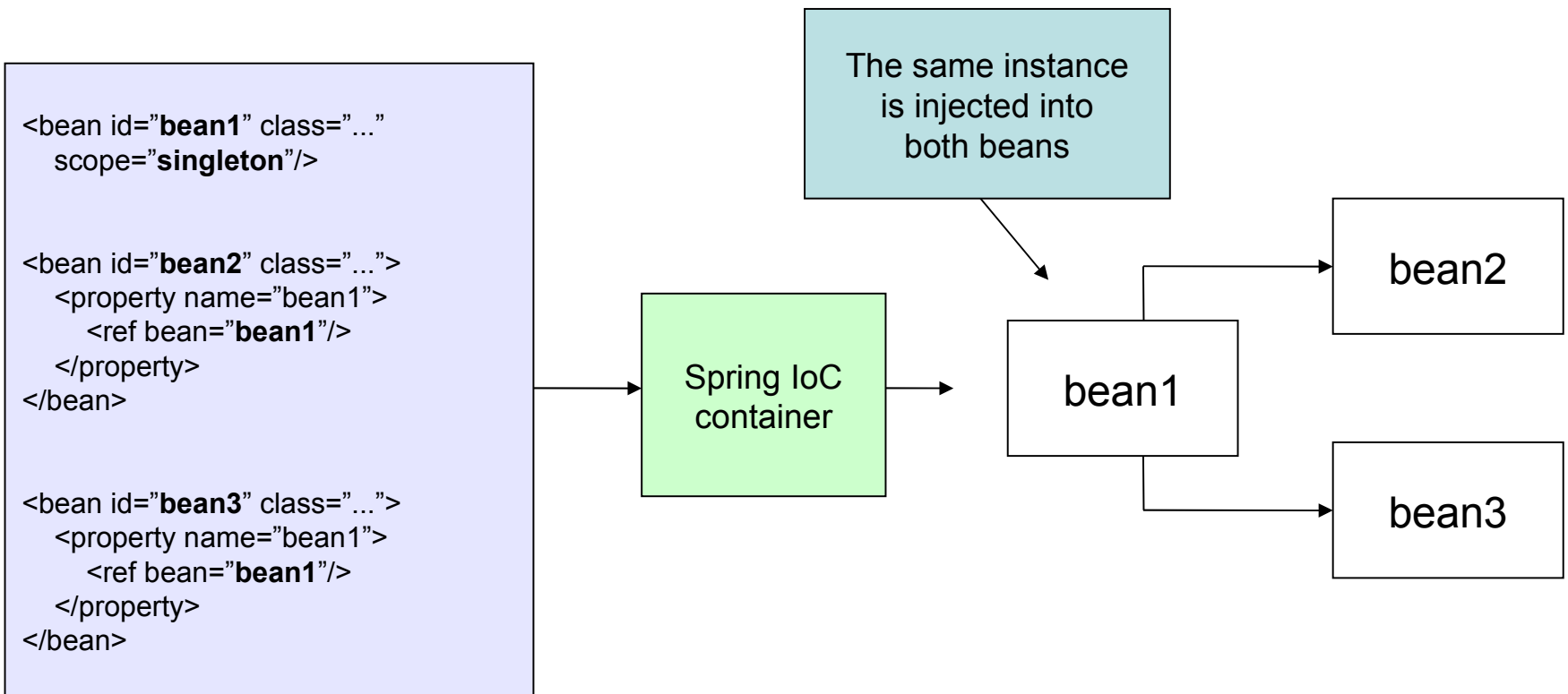
# The singleton scope

- Only one shared instance will ever be created by the container
- The single bean instance will be stored in a cache and returned for all requests
- Singleton beans are created at container startup-time



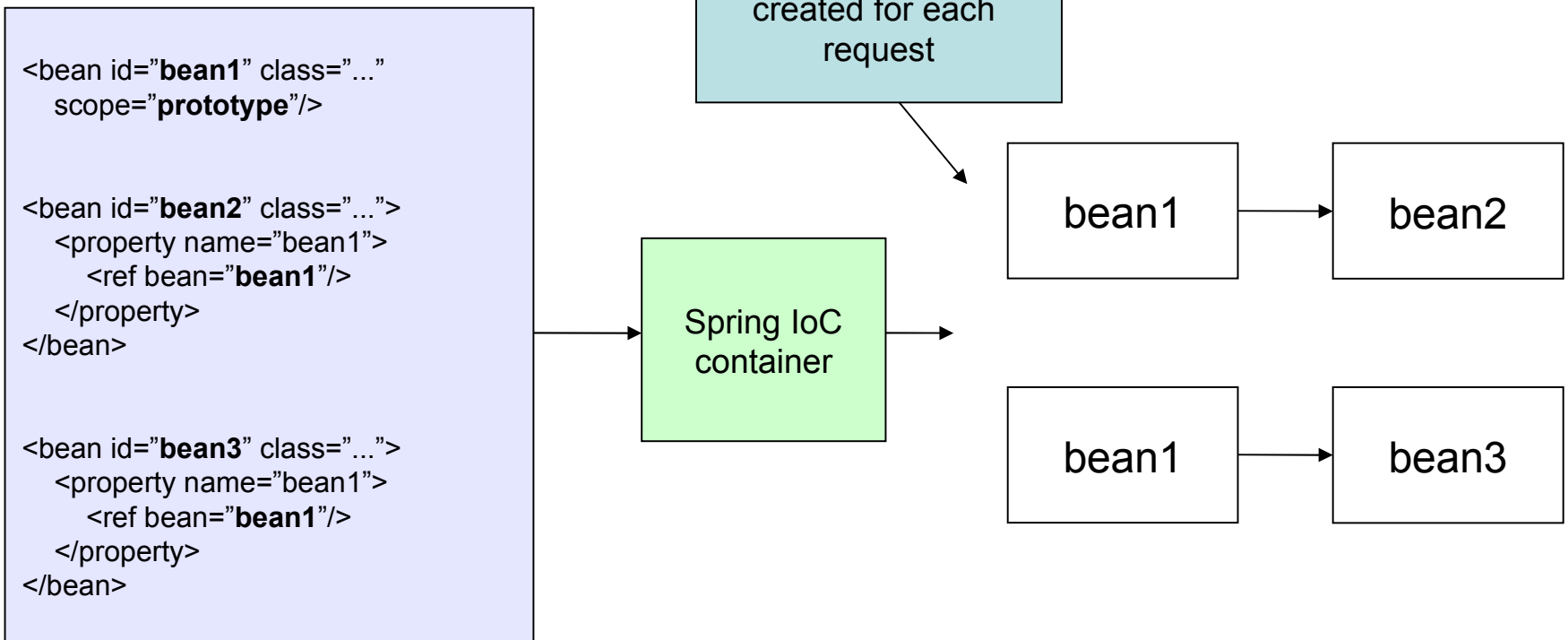
# The singleton scope

- Singleton per container – not by classloader
- Singleton is default scope in Spring



# The prototype scope

- A new bean instance will be created for each request
- Use prototype scope for stateful beans – singleton scope for stateless beans



# Customizing the lifecycle of a bean



- Spring lets you define callback methods which are invoked at bean initialization and destruction
- The *init* method will be invoked after all properties are set on the bean

```
<bean id="lifecycleBean"  
  class=" no.uio.inf5750.example.spring.lifecycle.LifecycleBean"  
  init-method="init"/>>
```

```
public class LifecycleBean  
{  
  public void init()  
  {  
    // do something useful initialization work  
  }  
}
```

Spring  
configuration file

Java bean



# Customizing the lifecycle of a bean



- The *destroy* method will be invoked when the container containing the bean is destroyed (not prototypes)
  - Most relevant in desktop applications
- Default lifecycle methods can be defined in the config

```
<bean id="lifecycleBean"  
  class=" no.uio.inf5750.example.spring.lifecycle.LifecycleBean"  
  destroy-method="destroy"/>
```

```
public class LifecycleBean  
{  
  public void destroy()  
  {  
    // do some useful destruction work  
  }  
}
```

Spring  
configuration file

Java bean



# Internationalization

- Internationalization (i18n) is the process of decoupling the application from any specific locale
- Makes it possible to display messages in the user's native language
- The `ApplicationContext` extends the `MessageSource` interface which provides i18n functionality
- Most commonly used implementation is the provided *`ResourceBundleMessageSource`*

# The SaluteService

```
<bean id="messageSource"
  class="org.springframework.context.support.ResourceBundleMessageSource">
  <property name="basename" value="i18n"/>
</bean>

<bean id="saluteService"
  class="no.uio.inf5750.example.spring.i18n.DefaultSaluteService">
  <property name="messages" ref="messageSource"/>
</bean>
```

Spring looks for a bean called *messageSource*

Basename for the resourcebundles to use

MessageSource injected into DefaultSaluteService

```
public class DefaultSaluteService implements SaluteService
{
  private MessageSource messages;

  // set-method for messages

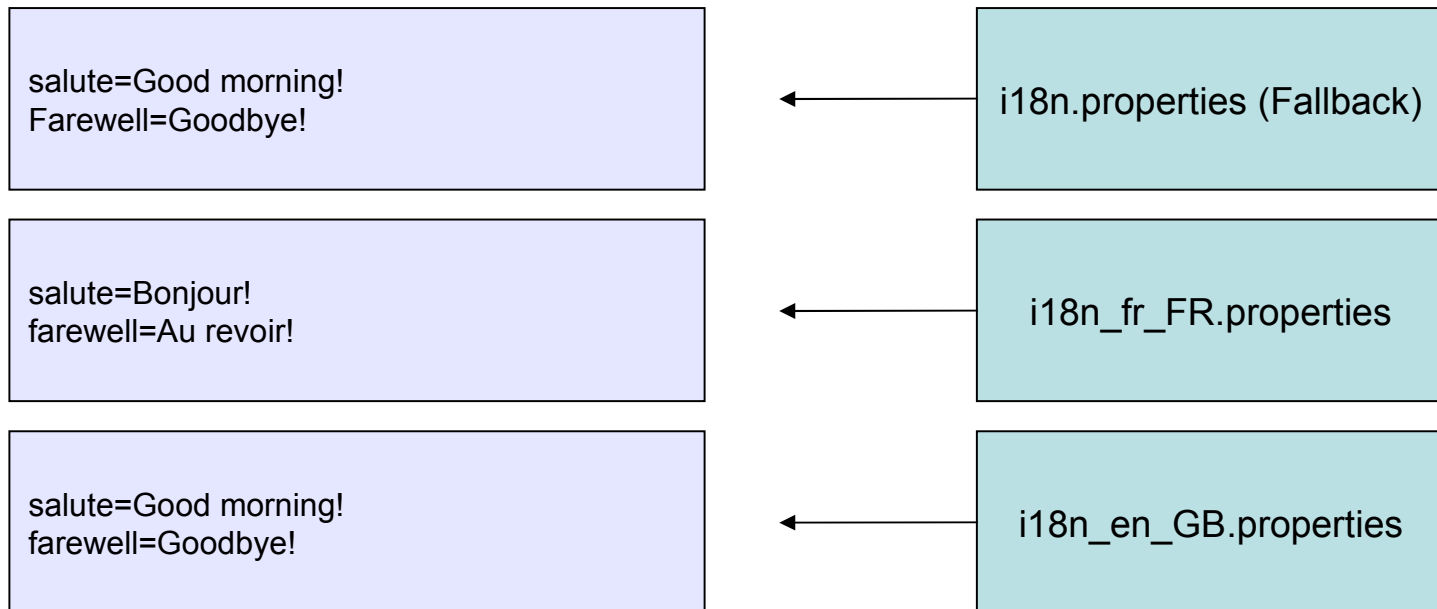
  public String salute()
  {
    return messages.getMessage( "salute", null, locale );
  }
}
```

getMessage is invoked

*param1*: property key  
*param2*: arguments  
*param3*: Locale

# The SaluteService

- MessageResource follows the the locale resolution and fallback rules of the standard JDK ResourceBundle



# Application Events / Listeners

- Events can be published to the `ApplicationContext`
- *ApplicationListeners* are notified when *ApplicationEvents* are published
  - Observer pattern
- Spring standard events
  - `ContextRefreshedEvent`, `ContextStoppedEvent` etc.
- Custom events
  - Call `executeEvent` on `ApplicationContext`

# Resources

- Powerful access to low-level resources
- Avoids direct use of classloaders
- Simplifies exception handling
- Several built-in implementations:
  - ClassPathResource
  - FileSystemResource
  - URLResource

```
public interface Resource
    extends InputStreamSource
{
    boolean exists();
    boolean isOpen();
    URL getURL();
    File getFile();
    Resource createRelative( String p );
    String getFileName();
    String getDescription();
}

public interface InputStreamSource()
{
    InputStream getInputStream();
}
```

# Factory beans

- Bean that produces objects
  - Defined as normal bean but returns the produced object
  - Must implement the FactoryBean interface

```
public class DatabaseConfigFactoryBean implements FactoryBean<DatabaseConfig>
{
    public DatabaseConfig getObject() throws Exception
    {
        // Create and return DatabaseConfig object
    }

    // Must also implement getObjectType() and isSingleton()
}
```

```
public class StudentDao
{
    private DatabaseConfig databaseConfig;

    // set-method
}
```

# Resources

- Spring reference documentation
  - [www.springframework.org](http://www.springframework.org) -> Documentation -> Reference

# Summary

- IoC Container
- Bean scopes
- Bean lifecycle customization
- Internationalization
- Application Events / Listeners
- Resources
- FactoryBeans