

UNIVERSITY OF OSLO

Orientation meeting about part-time work

Sigrid B. Elgsaas
Knutepunktet – International Student Reception
Department of Education Services

8 February 2024



Agenda

Part 1:

- Formalities when working in Norway

Part 2:

- Information about how to find part-time jobs

Formalities when working in Norway

- Who needs a work permit?
- Regulations regarding part-time work
- Registering with the Tax Office
- Norwegian identification number
- Opening a bank account





Photo: Jarli&Jordan, UiO

Part-time work for EU/EEA citizens

- You do not need a work permit
- No restrictions on the amount of work while studying
- Register with the police if you are staying in Norway for more than 3 months
- You can start to work before the appointment with the police
- If offered a job, you must register with the Tax Office



© UiO/Francesco Saggio

Part-time work permit for non-EU/EEA citizens

Residence permit as a student

- Full-time studies and part-time work permit
- You can start to work after you have received your residence permit
- The part-time work permit has the same duration as the study permit
- You can work up to 20 hours a week and full-time during ordinary holidays
- The part-time work permit as a student only allows you to be an employee
- You can not be self-employed or run your own business in Norway on a study permit
- If offered a job, you must register with the Tax Office

Study permit regulations

[Renewal of residence permit](#)

- The part-time work permit is evaluated when renewing the study permit
- May be reduced if your study progress is not satisfactory
- Do not work more than you are allowed to!


Working more than 20 hours a week?

- If the work is relevant to your studies, you may apply for a permit to work more than 20 hours a week
 - Only for a limited amount of time
 - If applicable, you will need a statement from your study programme that the work is relevant to your studies
- Please [contact UDI](#) for more information

Tax in Norway

If you get a job you need a tax card

- Your tax rate is calculated on the basis of an estimated annual salary
- The employer will deduct your tax from your salary
- Your employer will get information about your tax electronically



© UiO/Francesco Saggio

Tax card

- Register with the Tax Office and apply for a tax card:
 - Tax deduction card or
 - [Tax exemption card](#)
- You can earn up to NOK 70 000 without paying tax in a calendar year



Photo: Jarli&Jordan, UiO

Appointment with the Tax Office

[Skatt Øst / SUA](#)



Photo: © UiO/Anders Lien

After you get a job, visit the Tax Office to order a tax card

[Book an appointment with Skatt Øst / SUA](#)

- Go to the Skatt Øst building, located in the area near Grønland t-bane station
- Address: Schweigaards gate 17

Bring with you

- Passport/National ID card
- Residence permit card (if applicable)
- Work contract
- Housing contract

Contact information to the Tax Office

Skatt Øst / SUA

- [Skatteetaten.no](https://skatteetaten.no)
- Telephone: 800 80 000
- [Call or chat with the tax office](#)
- [SUA – Service Centre for foreign workers](#)
- Remember to book an appointment first!




Photo: Jarli&Jordan, UiO

Norwegian ID number for EU/EEA citizens

Temporary ID number

- Students staying less than 6 months (1 semester)
- After you have applied for a tax card, you will be given a D-number
- D-number is a temporary identification number
- Can be used to open a bank account

National identity number

- Students staying more than 6 months (2 semesters or more)
- Register in the National Registry
- Book an appointment with Skatt Øst / SUA
- Bring the following documents:
 - Passport or National ID card
 - Housing contract
 - Admission letter
 - The form [Notification of move to Norway](#)
 - Registration certificate (if applicable)

Norwegian ID number for non-EU/EEA citizens

- You will register with the National Registry at the same time as you meet with the police
- The police will notify the Tax Administration (Skatt Øst) on your behalf
- The Tax Administration will send you a letter with a
 - D-number (temporary ID number) or
 - National identity number
- Important that you inform the police of your correct address in Norway
 - Remember the apartment number

Opening a bank account

Students staying 1 semester

- It can be difficult to open a bank account
- If you have a job:
 - Bring the D-number from the Tax Office
 - Visit the bank of your choice
- Processing time can be several weeks

Students staying 2 semesters or more

- After receiving your National Identity number
 - Visit the bank of your choice
- Processing time can be several weeks
- You might need a statement that confirms that you are a reliable customer from your home bank

Questions?

Contact [Knutepunktet](#)

- Telephone: (+47) 22 85 82 00
- Chat (access from the Knutepunktet website)
- E-mail: studentinfo@admin.uio.no



Photo: Jarli & Jordan / UiO