


# Emneevalueringssrapport

Utført av Matematisk Fagutvalg

UiO : **Matematisk institutt**

Det matematisk-naturvitenskapelige fakultet



# Emneevaluering MAT1110

Oppdatert: 12. september 2023 kl. 12:56

## To the responder





This survey is performed by **the Student Council at the Department of Mathematics**. Your reply is anonymous. The Mathematics department is interested in that the students gets as much as possible out of the matemathics courses. The **Student Council**'s evaluation of courses is the main way for students to suggest improvements to the education. We therefore ask that you respond seriously and honestly, and take the time you need. We encourage you to use the comments- and opinion fields.

If you have opinions about something not considered in this survey, contact **the Student Council** at [fagutvalg-liste@math.uio.no](mailto:fagutvalg-liste@math.uio.no). Thank you for your contribution.

## Basics





### Gender

Antall svar: 45

Svar	Antall	% av svar	
M	29	64.4%	 64.4%
F	14	31.1%	 31.1%
Other	0	0%	 0%
I do not wish to respond	2	4.4%	 4.4%










### My age, in years, lies in the interval

Antall svar: 45

Svar	Antall	% av svar	
[0,20]	12	26.7%	 26.7%
(20,25]	20	44.4%	 44.4%
(25,30]	6	13.3%	 13.3%
(30,->)	7	15.6%	 15.6%





## Which study programme do you belong to?

Antall svar: 45

Svar	Antall	% av svar	
Biovitenskap - Bachelor	0	0%	0%
Elektronikk , informatikk og teknologi - Bachelor	0	0%	0%
Fysikk og astronomi - Bachelor	14	31.1%	 31.1%
Geofysikk og klima - Bachelor	1	2.2%	 2.2%
Geologi og geografi - Bachelor	0	0%	0%
Informatikk : design , bruk, interaksjon - Bachelor	0	0%	0%
Informatikk : digital økonomi og ledelse - Bachelor	0	0%	0%
Informatikk : programmering og systemarkitektur - Bachelor	0	0%	0%
Informatikk : robotikk og intelligente systemer - Bachelor	5	11.1%	 11.1%
Informatikk : språkteknologi - Bachelor	1	2.2%	 2.2%
Kjemi og biokjemi - Bachelor	6	13.3%	 13.3%
Matematikk med informatikk - Bachelor	11	24.4%	 24.4%
Matematikk og økonomi - Bachelor	1	2.2%	 2.2%
Materialvitenskap for energi . og nanoteknologi - Bachelor	1	2.2%	 2.2%
Realfag - årsenhet	0	0%	0%
Exchange student	0	0%	0%
Other	5	11.1%	 11.1%





## The number of ECTS credits I took this semester lies in the interval

Antall svar: 45

Svar	Antall	% av svar	
[0,10]	1	2.2%	 2.2%
(10,20]	0	0%	 0%
(20,30]	30	66.7%	 66.7%
(30,->)	14	31.1%	 31.1%






## How often did you check the web page for this course?

Antall svar: 45

Svar	Antall	% av svar	
Once a day	11	24.4%	 24.4%
Once a week	28	62.2%	 62.2%
Once a month	5	11.1%	 11.1%
Never	1	2.2%	 2.2%






## How difficult did you find the course?

Antall svar: 45

Svar	Antall	% av svar	
1	4	8.9%	 8.9%
2	6	13.3%	 13.3%
3	22	48.9%	 48.9%
4	9	20%	 20%
5	4	8.9%	 8.9%






## Was this course a priority?

Antall svar: 45

Svar	Antall	% av svar	
1	1	2.2%	 2.2%
2	5	11.1%	 11.1%
3	11	24.4%	 24.4%
4	17	37.8%	 37.8%
5	11	24.4%	 24.4%

## How many hours did you spend on this course during the week?






Antall svar: 45

Svar	Antall	% av svar	
[0,5)	8	17.8%	 17.8%
[5,10)	13	28.9%	 28.9%
[10,15)	15	33.3%	 33.3%
[15,20)	8	17.8%	 17.8%
[20,168]	1	2.2%	 2.2%

## Organisation of the course





### How was the information concerning the mandatory assignment?

Antall svar: 45

Svar	Antall	% av svar	
1	1	2.2%	 2.2%
2	2	4.4%	 4.4%
3	15	33.3%	 33.3%
4	12	26.7%	 26.7%
5	15	33.3%	 33.3%






## How was the information concerning the final exam?

Antall svar: 45

Svar	Antall	% av svar	
1	0	0%	0%
2	5	11.1%	 11.1%
3	9	20%	 20%
4	11	24.4%	 24.4%
5	20	44.4%	 44.4%

## How was your overall impression of the organisation of this course?

Antall svar: 45

Svar	Antall	% av svar	
1	2	4.4%	 4.4%
2	5	11.1%	 11.1%
3	9	20%	 20%
4	18	40%	 40%
5	11	24.4%	 24.4%






## Do you have any comments concerning the organisation of this course?

- They removed former recordings of the lectures from previous years, and did not record this year. I had to read up on the material by myself, due to the lecture notes being useless.
- Erlend er the GOAT
- I was fairly disappointed with no forelesningsopptak in this year course, especially during exam preparation. The notes were very hard to read and had to look back at 2018's Arne Hole notes. The 2023 MAT1110 page, was not updated regularly. I am not alone with this, but the lectures were pretty bland too.
- The course was well executed, would have been nice with a small intro at the beginning of the course for the people not going to mat1110 straight from mat1100
- Veldig god prøveeksamen som ga relevante oppgaver som var relevante for eksamen.
- Det meste av informasjon ble oppdatert i en pdf-fil på emnesiden i stedet for å bruke Vortex. Det gjorde det veldig vanskelig å få med seg informasjonen
- Jeg synes det var litt lite informasjon på hjemmesidene lagt ut av foreleser, og at det alltid kom i siste liten. Videre var ikke den stadig oppdaterte studieplanen som pdf så lett å navigere i alltid, det hadde vært bedre å legge det rett inn i kalenderen.

## Lectures

## Did you follow the lectures?

Antall svar: 45







Svar	Antall	% av svar	
1	10	22.2%	 22.2%
2	9	20%	 20%
3	7	15.6%	 15.6%
4	5	11.1%	 11.1%
5	14	31.1%	 31.1%

## If never or rarely, why?

- I didnt understand enough for the lectures to be helpful for me
- I have special needs and can't be at the lectures physically. They did not offer any form of digital lectures this year. The lecture notes were also useless, terribly written.
- Hadde mye annet å gjøre
- I felt that self-studying was more productive than lectures.
- De første 8 ukene hadde jeg ikke mulighet tkl å være i forelesning fysisk, og så derfor på gamle forelesningsopptak. Fortsatte så med dette, istedenfor å bytte mellom forelesere.
- I prefer self studying and the course book was very good, so I didn't feel the need to attend any lectures or seek out. other sources of information.
- Følte jeg hadde lite utbytte av det foreleseren gikk igjennom, og sluttet å gå på dem ved slutten av semestret.
- Kom fortere gjennom stoffet om jeg gikk gjennom selv(med en annen medstudent), da kan man lære aktivt.
- Lite entusiastisk foreleser
- I have trouble learning anything in math lectures.
- I had an obligatory lab course at the same time as both lectures all through the semester
- schedule conflict
- I was asleep
- Fikk mer ut av å gjøre oppgaver
- Forelesningene ble ikke tatt opp på video. Så jeg brukte fjorårets videoer.
- Det ble sjeldnere og sjeldnere, fordi jeg ofte ikke opplevde at foreleser fikk forklart meg ting så jeg forsto
- Lab og forelesning i KJM2500 overlappet med forelesninger i MA1110. Valgte å prioritere KJM2500.






## How was the progress of the lectures?

Antall svar: 45

Svar	Antall	% av svar	
1	2	4.4%	 4.4%
2	5	11.1%	 11.1%
3	22	48.9%	 48.9%
4	5	11.1%	 11.1%
5	1	2.2%	 2.2%
Did not attend	10	22.2%	 22.2%






## How was the lecturer's presentation of the curriculum?

Antall svar: 41

Svar	Antall	% av svar	
1	2	4.9%	 4.9%
2	12	29.3%	 29.3%
3	10	24.4%	 24.4%
4	12	29.3%	 29.3%
5	5	12.2%	 12.2%

## Would you feel comfortable asking questions to the lecturer?






Antall svar: 45

Svar	Antall	% av svar	
Yes, no problem	10	22.2%	 22.2%
It's okay	16	35.6%	 35.6%
Not so much	5	11.1%	 11.1%
No	3	6.7%	 6.7%
Don't know	11	24.4%	 24.4%



## What was your overall impression of the lectures?

Antall svar: 41

Svar	Antall	% av svar	
1	1	2.4%	 2.4%
2	11	26.8%	 26.8%
3	13	31.7%	 31.7%
4	12	29.3%	 29.3%
5	4	9.8%	 9.8%

## Do you have any other comments about the lectures?






---

- RECORD THE LECTURES
- Erlend er the GOAT
- I have primarily focused on group studying in the library. Attending lectures became less and less frequent with time.
- Skulle ønske det hadde blitt tatt opptak av de, slik at jeg også kunne fulgt dette semesterets forelesninger, istedenfor å se tidligere foreleseres opptak da jeg ikke kunne være i forelesning.
- Found that the lecturer complicated the subject more than he needed to. I stopped going to them since I found it was more approachable the way it was thought in the book than in the lectures. A lot of times he just red from the book and then overcomplicated by going into to much theory rather than showing examples.
- Bad handwriting
- Det gikk veldig sakte i begynnelsen av semesteret og så veldig fort i slutten. Oblig 2 var veldig mye jobbing for lite gevinst og gjorde at jeg kom bakpå med det vi skulle lære i denne perioden
- Would have joined if i did not have lab, do think i would have had a better understanding of the course material, but i still felt that by wrking through the book and the lecture notes and prøveeksamen/midtermin made me do decently for not being able to attend the lectures
- The lectures usually contained the exact same wording and presentation of topics ass the book we were following which could lead to concern when one has the possibility to teach in a more loose and visual manner. More variation would be highly appreciated.
- Skulle ønske de tatt opp
- The first half of the course was too slow I felt, but the second half had a fine tempo. The lectures might benefit from doing some harder problems in the lecture as well, as it was this semester the examples was usually rather simple.
- Gikk veldig sakte i starten av semesteret, og så altfor fort på slutten. Mye beviser rett fra boken, hadde vært fint med fler eksempler
- Burde hatt video.
- Jeg synes disse forelesningene var litt dårlig forberedt. Det var en del pedagogiske poenger som falt bort, og jeg synes ikke det var gjort en god nok jobb med å finne forklaringer. Foreleser hadde fra tid til annen en litt "ovenfra og ned" holdning - og kom med pedagogiske perler som "dette regner jeg med at dere kan fra før" osv. Jeg er blant dem som synes at man skal bestrebe seg på å "always state the obvious", for å få med seg flest mulig, særlig i modningsfag som dette. Jeg synes heller ikke det ble gitt tilstrekkelig fokus på regneeksempler av denne foreleseren, med tanke på at det kun var dette vi fikk til eksamen. Overall synes jeg dette var et litt slapt kurs. Og det er litt trist, med tanke på at det er så mange som tar det. Instituttet bør sette sine aller beste pedagoger på de innledende mattekursene, så folk ikke detter av i begynnelsen av studieløpet. Jeg savnet Lindstrøm, jeg savnet Hole. Glad for at vi får sistnevnte i 1120.
- The lecturer was often slower than his plan, which isn't always bad, being flexible when students struggle with something is good, but he seemed to be lagging behind too much in the first 2/3, so the last lectures were much closer to the final exam than in other classes, and they may have been somewhat rushed to get through everything.

## Group/Plenary sessions

## Do you attend the group/plenary sessions?

Antall svar: 45






Svar	Antall	% av svar	
1	17	37.8%	 37.8%
2	9	20%	 20%
3	8	17.8%	 17.8%
4	6	13.3%	 13.3%
5	5	11.1%	 11.1%

## If never or rarely, why?

- I like to learn alone
- special needs.
- Hadde mye annet å gjøre
- Too early and library group studying is more preferable.
- Følte ikke behovet
- Didn't feel the need to attend, although it was nice to discuss answers for the mandatory assignments with other students.
- Jeg ville gått om det var vanskelig, men jeg og de jeg studerte med fant ut av alt på egenhånd.
- Hadde ikke bruk for det
- Was awkwardly put in the calendar, found it hard to attend because it was my studyday
- no need
- Foretrekker selvstudium som supplement tll forelesning
- Bare for obliger for det meste
- At first because I didn't feel a need to, then later out of habit
- It did not end up feeling needed for me.
- I have child who is 16 months old and live long from school
- Har ikke mulighet til å studere på dagtid.
- Jeg synes ikke det var så mye å hente
- Prioriterte selvstendig arbeid

## How well did the teacher in charge of the group/plenary sessions explain the exercises?

Antall svar: 45

Svar	Antall	% av svar	
1	1	2.2%	 2.2%
2	1	2.2%	 2.2%
3	12	26.7%	 26.7%
4	8	17.8%	 17.8%
5	23	51.1%	 51.1%







## Do you have any comments about the group/plenary sessions?

- Anne Brugård var grunnen til at jeg valgte 1120. Skremmende flink gruppelærer!
- The group was amazing, had such a good teacher. He took his time explaining to us how to solve the problems in an approachable way. The quizzes were fun and engaging.
- Extremely happy with the group sessions. Would like to applaud my teacher Leandros, excellent teacher!
- Didn't attend
- Gruppelærer var vanskelig å stille spørsmål. Ofte kommentarer som "dette har dere jo lært, dette skal dere kunne" osv.. i realfag føler jeg at det er viktig å tørre å stille de "dumme" spørsmålene - det var ikke lett her.
- Jeg synes det er rart at instituttet har kuttet ut regneøvelsene, som jeg ser har vært tradisjon tidligere. Dersom hovedforeleser skal bruke mest tid på bevis, så bør det finnes en annen foreleser som faktisk går igjennom eksempler og gir oss forståelse gjennom regning. Gruppelærer var en masterstudent, og virket ikke komfortabel med å gjøre dette. Jeg synes gruppetimen bør være en time man lærer noe; å regne oppgaver på egenhånd kan jeg gjøre ... ja, på egenhånd.

## Weekly exercises

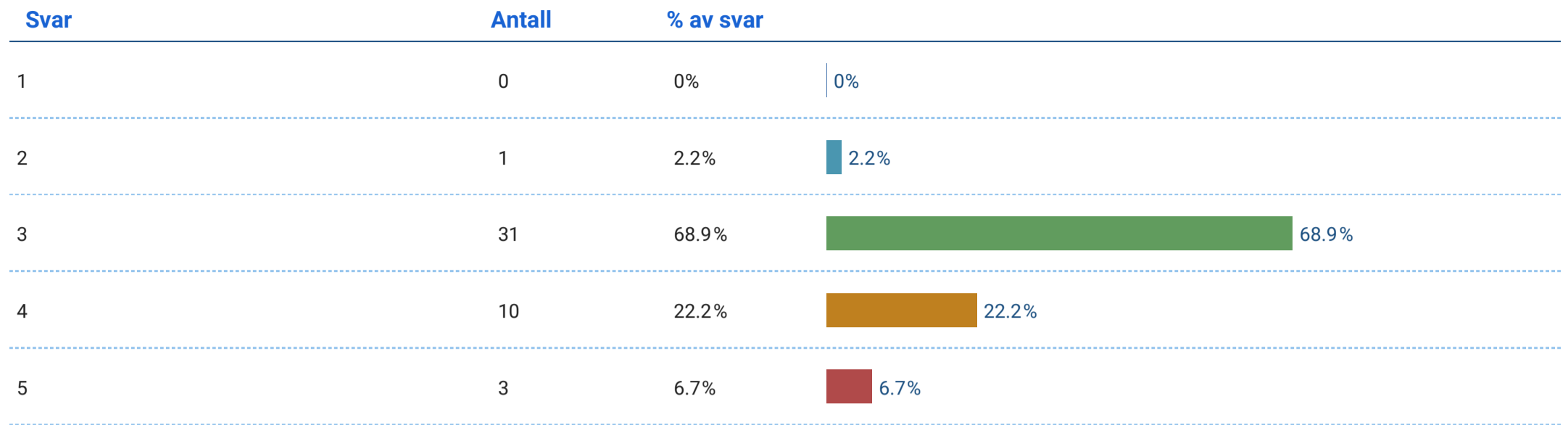
### How difficult did you find the weekly exercises?

Antall svar: 45

Svar	Antall	% av svar	
1	1	2.2%	 2.2%
2	0	0%	 0%
3	27	60%	 60%
4	9	20%	 20%
5	0	0%	 0%
Did not do any	8	17.8%	 17.8%

## How was the workload of the weekly exercises?

Antall svar: 45



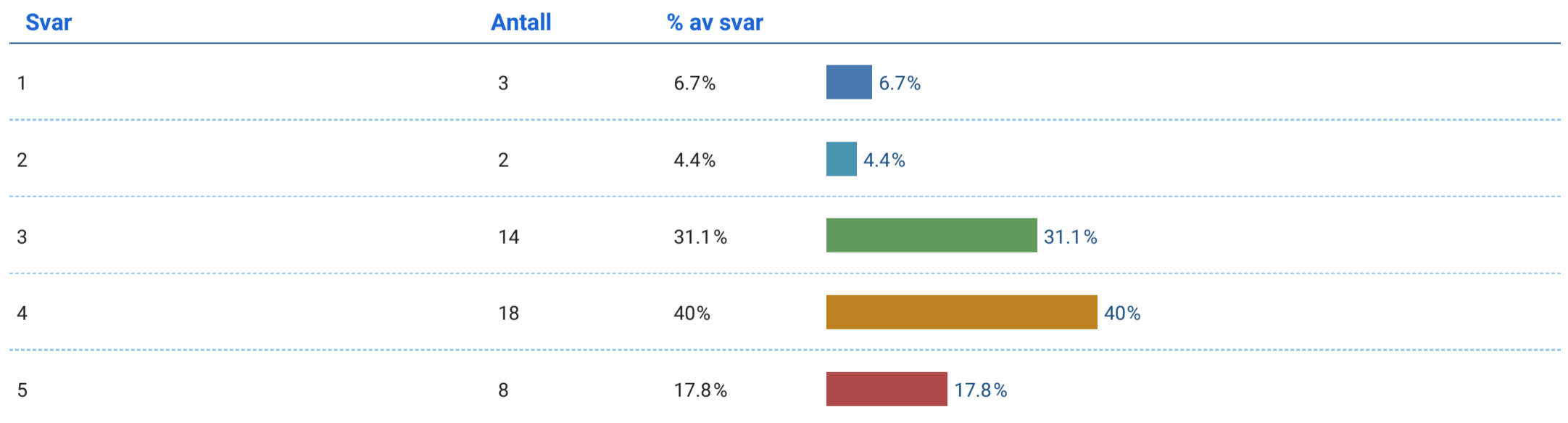
## Do you have any other comments concerning the exercises?

- De siste ukene var det mye, men ellers greit
- They were good, dont really have any complaints
- Lite å gjøre i starten, altfor mye på slutten

## Mandatory assignments

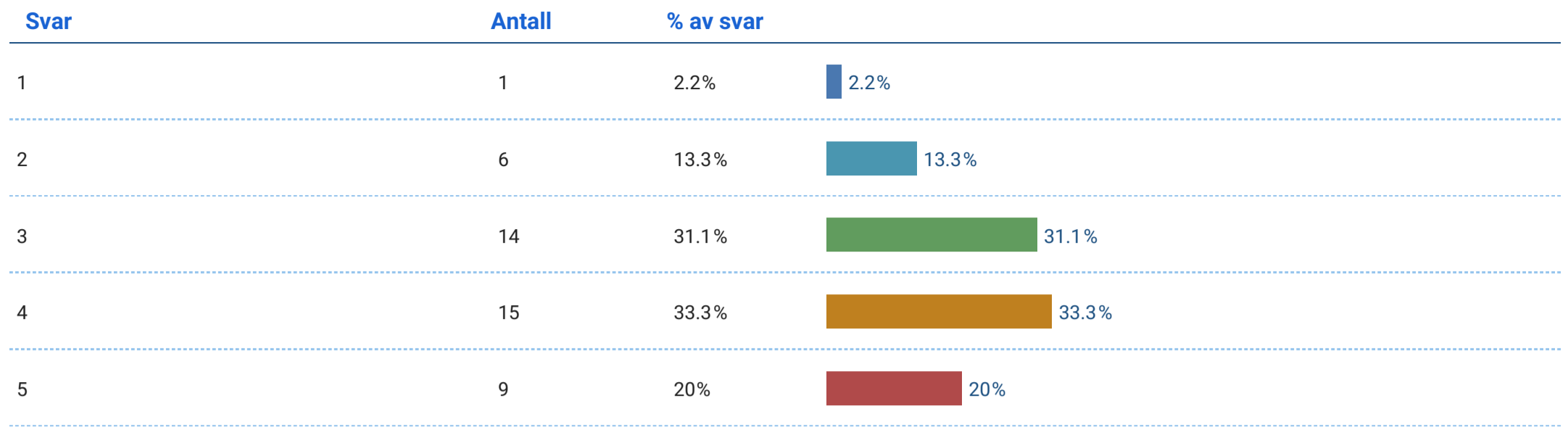
### How difficult did you find the assignments?

Antall svar: 45



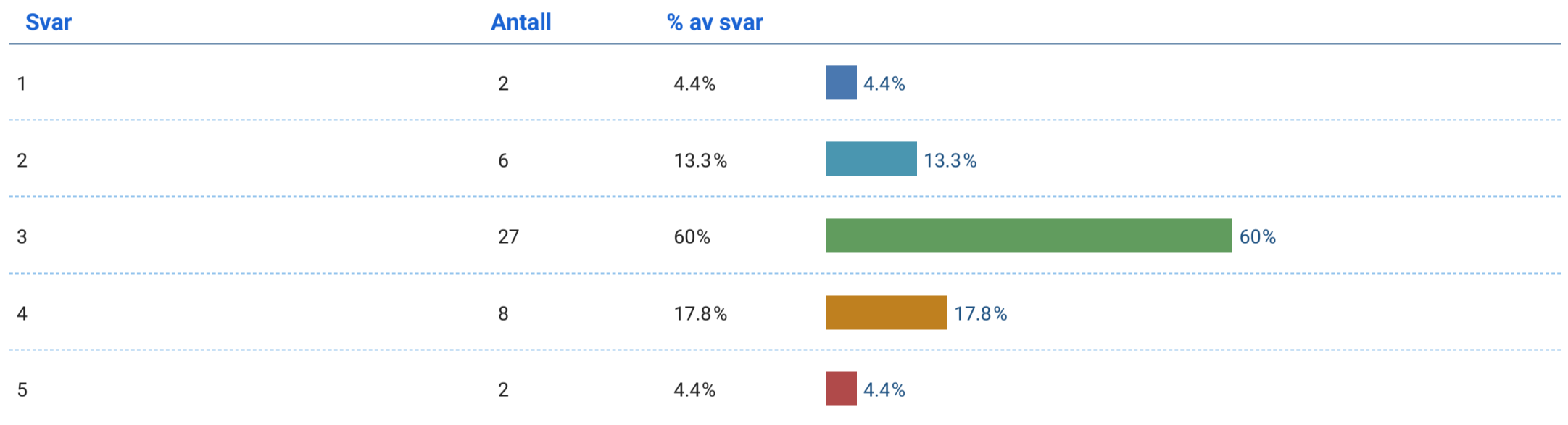
## How fitting was the assignments for the curriculum?

Antall svar: 45



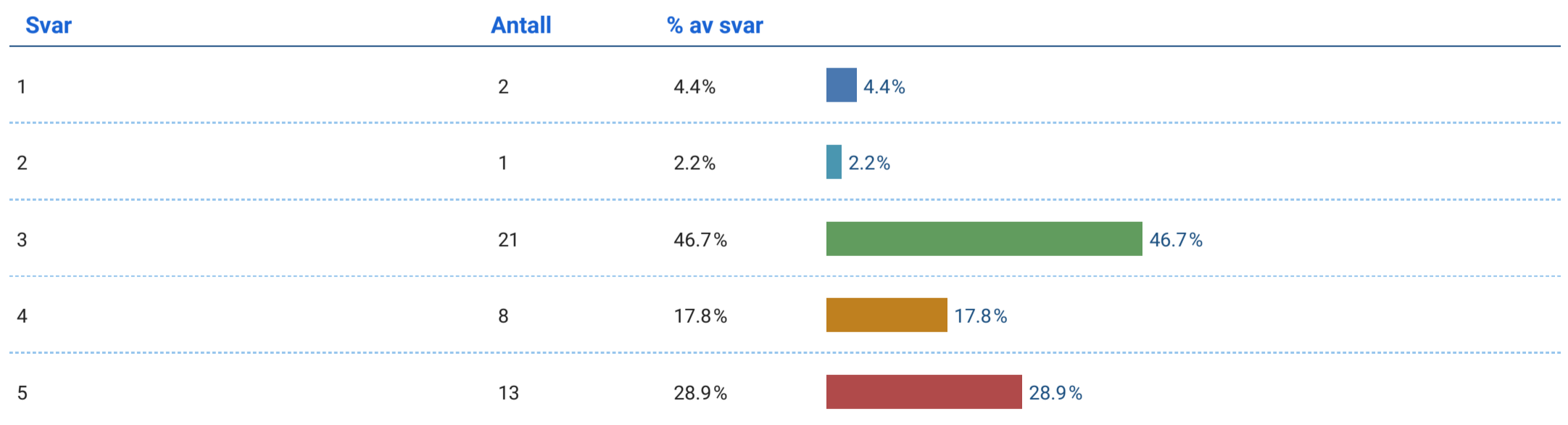
## How was the amount of work compared to the assigned time?

Antall svar: 45



## How did you find the feedback on the assignments?

Antall svar: 45








## Do you have any other comments concerning the mandatory assignment?

- They were really really challenging for me personally, but the time given to do them was enough and I learned a lot from them
- Jeg synes vi bør fjerne obliger
- The second mandatory assignment was very good, although it was purely focused on linear algebra. It would be nice if we got some optimisation problems (Chapter 5) and/or surface/volume integrals (Chapter 6).
- Følte pensum i forelesning og pensum i obliger ikke hang sammen. Obligene ble da veldig vanskelige , siden stoffet var veldig ukjent
- OBLIG 2 was too hard, a lot of us struggled since it was very proof-based. A lot of the students taking MAT1110 don't need proof, and I didn't feel like we were accounted for in that way, the mandatory assignments felt like they were mostly meant for math students, neglecting all the physics, chemistry, and biology students, etc.
- There was an error in the description for one of the tasks in the 2. assignment. However they didn't write a message on the semesterpage about it, but was only in a group session that the teacher mentioned it
- Didn't really get an explanation as to what i did wrong other than to meet the person at gruppetime, but it was okay
- Første oblig var grei, andre oblig var veldig krevende
- Jeg synes de to obligene var litt for like, med fokus på matriser. Synes også vi burde hatt mer MATLAB-trening i dette kurset. Det ble heller aldri lagt ut fasit for oblig 2, som jeg synes er litt slapt, når det medførte veldig mye jobb for oss, fordi den var relativt vanskelig.
- Jeg likte veldig godt den første obligen! Den knyttet sammen mange deler av pensum og vanskelighetsgraden var passe. Jeg likte også godt hvordan nesten alle oppgavene hang sammen. Den andre obligen var ok, men litt mer bevisning, og jeg opplevde den derfor som vanskeligere.

## Syllabus

### What was your overall impression of the syllabus?

Antall svar: 45

Svar	Antall	% av svar	
1	1	2.2%	 2.2%
2	1	2.2%	 2.2%
3	17	37.8%	 37.8%
4	16	35.6%	 35.6%
5	10	22.2%	 22.2%

## Do you have any other comments concerning the textbook?

- Excellent textbook.
- I studied well with the textbook, if the text did not provide enough information, i watched on websites such as Youtube and Khanacademy. I find visualizations very important. I had difficulties understanding the rigorous proofs and definitions using epsilon, alot of mathametical notations etc. (or took alot of my time).
- Maybe one of the best textbooks I have read (Kalkulus, Tom Lindstrøm is also amazing). Big thanks to the authors.
- I like the book
- Amazing textbook
- Informasjonen om pensum på emnesiden var feil. Det var ikke mulig å vite pensum før midten av kurset.

## Exam

### How well did the exam reflect the syllabus?

Antall svar: 45

Svar	Antall	% av svar	
1	0	0%	0%
2	0	0%	0%
3	7	15.6%	15.6%
4	17	37.8%	37.8%
5	21	46.7%	46.7%

### How difficult did you find the exam?







Antall svar: 45

Svar	Antall	% av svar	
1	4	8.9%	8.9%
2	12	26.7%	26.7%
3	20	44.4%	44.4%
4	7	15.6%	15.6%
5	2	4.4%	4.4%



## How did you prepare for the exam?

Antall svar: 45

Svar	Antall	% av svar	
Weekly exercises	26	57.8%	 57.8%
Previous exams	44	97.8%	 97.8%
Reading in the textbook	32	71.1%	 71.1%
Youtube	14	31.1%	 31.1%
Discuss with my peers	22	48.9%	 48.9%
I did not prepare for the exam	0	0%	0%
Other	4	8.9%	 8.9%

## Do you have any comments concerning the exam?

- The exam was perfect! It reflected the syllabus very well and was neither too hard or too easy. It was a good mixture of solving problems by using formulas and having a deeper understanding of the subject.
- Erlend er en veldig fin fyr
- The book itself was very relevant for the exam, however, lack of illustrations with extreme usage of mathematical notations for proofs, definitions etc. made it unnecessarily complicated for me personally.
- The exam was very similar to the previous exams, and most of the questions only tested surface level knowledge of the curriculum. Overall the exam felt a bit too easy.
- Ville vært gøy om det var litt mer variasjon fra år til år, men det er mange som sliter, så det er kanskje ikke meg man skal ta mest hensyn til
- Eksamen var grei nok, jeg synes kanskje det er litt rart at vi ikke ble testet i integraler, verken på midtveis eller avsluttende. Synes også det var litt slapt at vi aldri fikk noen tilbakemelding på resultatet på midtveis. Det er jo en indikator på hvordan man ligger an.
- Det var overraskende at det ikke kom noen oppgaver om dobbeltintegraler, siden det heller ikke ble testet på oblig eller midtveiseksamen.

# Emneevaluering MAT2250

Oppdatert: 12. september 2023 kl. 12:57

## To the responder




This survey is performed by **the Student Council at the Department of Mathematics**. Your reply is anonymous. The Mathematics department is interested in that the students gets as much as possible out of the mathematics courses. The **Student Council's** evaluation of courses is the main way for students to suggest improvements to the education. We therefore ask that you respond seriously and honestly, and take the time you need. We encourage you to use the comments- and opinion fields.

If you have opinions about something not considered in this survey, contact **the Student Council** at [fagutvalg-liste@math.uio.no](mailto:fagutvalg-liste@math.uio.no). Thank you for your contribution.

## Basics




### Gender

Antall svar: 9

Svar	Antall	% av svar	
M	7	77.8%	 77.8%
F	1	11.1%	 11.1%
Other	0	0%	0%
I do not wish to respond	1	11.1%	 11.1%



### My age, in years, lies in the interval

Antall svar: 9

Svar	Antall	% av svar	
[0,20]	2	22.2%	 22.2%
(20,25]	4	44.4%	 44.4%
(25,30]	3	33.3%	 33.3%
(30,->)	0	0%	0%



## Which study programme do you belong to?

Antall svar: 9

Svar	Antall	% av svar	
Biovitenskap - Bachelor	0	0%	0%
Elektronikk , informatikk og teknologi - Bachelor	0	0%	0%
Fysikk og astronomi - Bachelor	1	11.1%	 11.1%
Geofysikk og klima - Bachelor	0	0%	0%
Geologi og geografi - Bachelor	0	0%	0%
Informatikk : design , bruk, interaksjon - Bachelor	0	0%	0%
Informatikk : digital økonomi og ledelse - Bachelor	0	0%	0%
Informatikk : programmering og systemarkitektur - Bachelor	0	0%	0%
Informatikk : robotikk og intelligente systemer - Bachelor	0	0%	0%
Informatikk : språkteknologi - Bachelor	0	0%	0%
Kjemi og biokjemi - Bachelor	0	0%	0%
Matematikk med informatikk - Bachelor	8	88.9%	 88.9%
Matematikk og økonomi - Bachelor	0	0%	0%
Materialvitenskap for energi . og nanoteknologi - Bachelor	0	0%	0%
Realfag - årsenhet	0	0%	0%
Exchange student	0	0%	0%
Other	0	0%	0%




## The number of ECTS credits I took this semester lies in the interval

Antall svar: 9

Svar	Antall	% av svar	
[0,10]	0	0%	0%
(10,20]	2	22.2%	 22.2%
(20,30]	7	77.8%	 77.8%
(30,->)	0	0%	0%



## How often did you check the web page for this course?

Antall svar: 9

Svar	Antall	% av svar	
Once a day	2	22.2%	 22.2%
Once a week	2	22.2%	 22.2%
Once a month	5	55.6%	 55.6%
Never	0	0%	0%






## How difficult did you find the course?

Antall svar: 9

Svar	Antall	% av svar	
1	0	0%	0%
2	0	0%	0%
3	0	0%	0%
4	4	44.4%	 44.4%
5	5	55.6%	 55.6%






## Was this course a priority?

Antall svar: 9

Svar	Antall	% av svar	
1	2	22.2%	 22.2%
2	1	11.1%	 11.1%
3	3	33.3%	 33.3%
4	2	22.2%	 22.2%
5	1	11.1%	 11.1%

## How many hours did you spend on this course during the week?






Antall svar: 9

Svar	Antall	% av svar	
[0,5)	1	11.1%	 11.1%
[5,10)	2	22.2%	 22.2%
[10,15)	6	66.7%	 66.7%
[15,20)	0	0%	 0%
[20,168]	0	0%	 0%

## Organisation of the course





### How was the information concerning the mandatory assignment?

Antall svar: 9

Svar	Antall	% av svar	
1	0	0%	 0%
2	2	22.2%	 22.2%
3	4	44.4%	 44.4%
4	3	33.3%	 33.3%
5	0	0%	 0%





## How was the information concerning the final exam?

Antall svar: 9

Svar	Antall	% av svar	
1	2	22.2%	 22.2%
2	1	11.1%	 11.1%
3	5	55.6%	 55.6%
4	1	11.1%	 11.1%
5	0	0%	0%

## How was your overall impression of the organisation of this course?

Antall svar: 9

Svar	Antall	% av svar	
1	3	33.3%	 33.3%
2	1	11.1%	 11.1%
3	3	33.3%	 33.3%
4	2	22.2%	 22.2%
5	0	0%	0%






## Do you have any comments concerning the organisation of this course?

- no
- There was little communication using the course pages. I particularly found information regarding which topics were curriculum this year, alongside a practice exam, given how different the curriculum was from previous years.
- Change the textbook.

## Lectures

## Did you follow the lectures?

Antall svar: 9





Svar	Antall	% av svar	
1	3	33.3%	 33.3%
2	1	11.1%	 11.1%
3	1	11.1%	 11.1%
4	1	11.1%	 11.1%
5	3	33.3%	 33.3%

## If never or rarely, why?

- boring
- Don't really like lectures
- I got caught up focusing on MAT2400
- Found it difficult to keep up. Often wound up having more questions than i came with.



## How was the progress of the lectures?

Antall svar: 9

Svar	Antall	% av svar	
1	0	0%	0%
2	0	0%	0%
3	3	33.3%	 33.3%
4	1	11.1%	 11.1%
5	1	11.1%	 11.1%
Did not attend	4	44.4%	 44.4%






## How was the lecturer's presentation of the curriculum?

Antall svar: 6

Svar	Antall	% av svar	
1	4	66.7%	 66.7%
2	2	33.3%	 33.3%
3	0	0%	0%
4	0	0%	0%
5	0	0%	0%




## Would you feel comfortable asking questions to the lecturer?

Antall svar: 9

Svar	Antall	% av svar	
Yes, no problem	1	11.1%	 11.1%
It's okay	3	33.3%	 33.3%
Not so much	3	33.3%	 33.3%
No	1	11.1%	 11.1%
Don't know	1	11.1%	 11.1%

## What was your overall impression of the lectures?

Antall svar: 6

Svar	Antall	% av svar	
1	2	33.3%	 33.3%
2	3	50%	 50%
3	1	16.7%	 16.7%
4	0	0%	0%
5	0	0%	0%



## Do you have any other comments about the lectures?





---

- no
- It was hard to understand what the lecturer was saying due to his mumbling.
- It was very difficult to keep up with understanding what was written on the blackboard, in addition to going very fast. This combined with a language-barrier, where it was difficult to understand what was said due to being fast and low-volume. Overall, made the learning-process very difficult.
- Mumbling makes it difficult to follow the lectures, Quite difficult to read handwriting, so lecture notes are close to useless.
- Hard to understand the lecturer, and he didn't always seem prepared.
- Sometimes it was hard to understand what the lecturer said and wrote, which made it harder to follow along with the lecture.

## Plenary sessions

### Do you attend the plenary sessions?

Antall svar: 9

Svar	Antall	% av svar	
1	5	55.6%	 55.6%
2	1	11.1%	 11.1%
3	1	11.1%	 11.1%
4	2	22.2%	 22.2%
5	0	0%	0%





### If never or rarely, why?

---

- time
- Overlapping with other lectures
- Lazy
- Difficult to keep up with the lectures.

## How well did the teacher in charge of the plenary sessions explain the exercises?

Antall svar: 9

Svar	Antall	% av svar	
1	0	0%	0%
2	1	11.1%	 11.1%
3	6	66.7%	 66.7%
4	1	11.1%	 11.1%
5	1	11.1%	 11.1%




## Do you have any comments about the plenary sessions?

- no
- Did not attend
- Can only have it based on the notes given after the sessions. They were very good.
- Could release better exercise solutions on the coursepage / semesterpage. Otherwise decent.
- I think that the teacher for the plenary sessions did a really good job of explaining when I asked questions.

## Weekly exercises




### How difficult did you find the weekly exercises?

Antall svar: 9

Svar	Antall	% av svar	
1	0	0%	0%
2	0	0%	0%
3	1	11.1%	 11.1%
4	2	22.2%	 22.2%
5	6	66.7%	 66.7%
Did not do any	0	0%	0%

## How was the workload of the weekly exercises?

Antall svar: 9

Svar	Antall	% av svar	
1	0	0%	0%
2	0	0%	0%
3	4	44.4%	 44.4%
4	4	44.4%	 44.4%
5	1	11.1%	 11.1%



## Do you have any other comments concerning the exercises?

- no
- Neither the text or the exercises are at a appropriate level for this course. The proofs are also quite bad, in the sense that they are not very formal. The induction proofs for instance are very lazy; only doing the inductive step, sometimes never mentioning the word induction and completing the proof in one or two sentences. He constantly skips calculations etc. I don't think these things are constructive for learning, and many students, including me, used other sources to supplement. Sources where the proofs were more explicit and thorough. The book was in stark contrast with spaces, the curriculum for mat2400, where all proofs are written way better. Some of the proofs I liked the least were: The proof for Hall's marriage theorem 8.3 and theorem 7.3 proof of the graphical matroid. These annoyed me a lot because they felt unclear (as usual), but also because there are some really good and clear proofs online. Which made me really pissed that these diarrhea stains of proofs were in the book. The exercises are also just too hard. Maybe one fourth are ok, but seriously, some of the tasks are asking us to prove difficult theorems. Everyone I talked to found the book to be absolutely ridiculous. The course should without a doubt find another textbook. I think discrete mathematics and its applications, by Kenneth Rosen is a good candidate as I talked to some students who used it instead.
- The exercises in Aigner's book are terribly difficult, and are not structured in a way so that a student would build up the basic skills before attempting more difficult problems. This often results in a great amount of time being spent trying to find a 'trick', rather than understanding the fundamentals.
- I found the exercises very different from the mandatory assignment and exam. The exercises felt way too difficult, which made it even more difficult to keep up with the course.
- Exercises in the course textbook were terrible.
- Too hard, and often no solutions available.
- This is more of a complaint regarding the book itself, but I found that most of the exercises were quite hard when I had only followed the lectures and read through the chapters. It seemed that the exercises in the book were intended to be done after you already understood the things covered in the chapter, rather than to be used as help to actually learn said things.

## Mandatory assignments




## How difficult did you find the assignments?

Antall svar: 9

Svar	Antall	% av svar	
1	0	0%	0%
2	0	0%	0%
3	3	33.3%	 33.3%
4	6	66.7%	 66.7%
5	0	0%	0%



## How fitting was the assignments for the curriculum?

Antall svar: 9

Svar	Antall	% av svar	
1	0	0%	0%
2	0	0%	0%
3	4	44.4%	 44.4%
4	3	33.3%	 33.3%
5	2	22.2%	 22.2%






## How was the amount of work compared to the assigned time?

Antall svar: 9

Svar	Antall	% av svar	
1	0	0%	0%
2	1	11.1%	 11.1%
3	8	88.9%	 88.9%
4	0	0%	0%
5	0	0%	0%

## How did you find the feedback on the assignments?

Antall svar: 9

Svar	Antall	% av svar	
1	2	22.2%	 22.2%
2	1	11.1%	 11.1%
3	5	55.6%	 55.6%
4	1	11.1%	 11.1%
5	0	0%	 0%






## Do you have any other comments concerning the mandatory assignment?

- no
- The task on generating functions was the only one at a appropriate level. The task on summing  $\cos(\beta * x)$  was just gruelling algebra without any interesting tricks - so very difficult and very boring. The others were just boring.
- The feedback on the mandatory assignment mostly consisted of "OK" and pointing out things which were wrong. The assignment mostly consisted of computation, including about 5 pages worth of back-and-forth with trigonometric identities in order to get an answer. I would have preferred that the assignment focused more on difficult concepts, rather than difficult computations, if the intent was to make it hard.
- Didnt pass.

## Syllabus

### What was your overall impression of the syllabus?

Antall svar: 9

Svar	Antall	% av svar	
1	1	11.1%	 11.1%
2	2	22.2%	 22.2%
3	5	55.6%	 55.6%
4	1	11.1%	 11.1%
5	0	0%	 0%






## Do you have any other comments concerning the textbook?

- did not cover the important chapters like chapter 13
- It should never be used for this course again.
- I found the topics covered in the curriculum interesting, although Aigners book is often difficult to read and understand. I think this mostly comes from trying to fit a lot of different concepts into a small book, which results in a messy composition, lacking an explanation between a lot of arguments. As stated earlier, the problems in the book are very difficult, making it hard to build up an intuition about the topics. I think the weekly exercises would be greatly supplemented by adding easier, smaller exercises, before moving on to the exercises in the book.
- Confusing and a bit difficult to read.
- The exercises were way too hard
- As I said regarding the exercises, I found that they were not really that useful when trying to learn the curriculum. Each exercise took quite a lot of time, and for a lot of them I had to ask for help in the plenary sessions. In general I found that the book was a bit badly structured. For example, quite a few theorems were buried inside the text without any special indicators, which made them hard to find.

## Exam






### How well did the exam reflect the syllabus?

Antall svar: 9

Svar	Antall	% av svar	
1	1	11.1%	 11.1%
2	2	22.2%	 22.2%
3	1	11.1%	 11.1%
4	5	55.6%	 55.6%
5	0	0%	 0%








### How difficult did you find the exam?

Antall svar: 9

Svar	Antall	% av svar	
1	0	0%	 0%
2	1	11.1%	 11.1%
3	2	22.2%	 22.2%
4	2	22.2%	 22.2%
5	4	44.4%	 44.4%

## How did you prepare for the exam?

Antall svar: 8

Svar	Antall	% av svar	
Weekly exercises	3	37.5%	 37.5%
Previous exams	3	37.5%	 37.5%
Reading in the textbook	7	87.5%	 87.5%
Youtube	4	50%	 50%
Discuss with my peers	3	37.5%	 37.5%
I did not prepare for the exam	0	0%	 0%
Other	1	12.5%	 12.5%

## Do you have any comments concerning the exam?

- no practice exam or no solution to exam when finished
- I did bad on the exam due to focusing on other courses. The exam might have been appropriate in content and difficulty for the curriculum without me being able to see that.
- Exercise 1b) was stupid as it asked us to find the square of a 6x6 matrix. Even though it's symmetric it took some time, was super boring and totally irrelevant. A better exercise would have been to give the squared matrix and then either ceep the rest of the task as it was or to just ask what information it (the matrix) provided. I also found 2b) a bit strange, but I'm mostly just curious to see the solution. As all the proofs I heard were ugly. All other exercises were nice. For me the exam just further illustrated how horrible the exercies in the book were, as no exercises in the exam could even compare. Which is kind of annoying, like why drag me through the miles of shit (the book) if it was all for nothing
- There was little to gain from attempting previous exams, given that the curriculum was so different. I believe we counted about 4 relevant exercises across the previous exams in total. I think it would have been beneficial for everyone if we were provided a practice exam, as the form of the exam was very different from earlier years. The exam was also very large and computationally heavy (including the matrix product of two 6x6 matrices), which resulted in there not being enough time to give each exercise the time required. I usually finish my exams quite quickly, and i still struggled to complete this one fully.
- I didnt have the exam.
- Very few exercises to practice with. Very few related exercises in previous exams, and no trial exam. Also the exercises in the book was too hard and ended up doing almost no exercises.
- I found it a bit hard to understand what some of the questions actually asked you to do, mostly in the way they were phrased.

# Emneevaluering MAT2400

Oppdatert: 12. september 2023 kl. 12:25

## To the responder




This survey is performed by **the Student Council at the Department of Mathematics**. Your reply is anonymous. The Mathematics department is interested in that the students gets as much as possible out of the matemathics courses. The **Student Council's** evaluation of courses is the main way for students to suggest improvements to the education. We therefore ask that you respond seriously and honestly, and take the time you need. We encourage you to use the comments- and opinion fields.

If you have opinions about something not considered in this survey, contact **the Student Council** at [fagutvalg-liste@math.uio.no](mailto:fagutvalg-liste@math.uio.no). Thank you for your contribution.

## Basics





### Gender

Antall svar: **24**

Svar	Antall	% av svar	
M	18	75%	 75%
F	5	20.8%	 20.8%
I do not wish to respond	1	4.2%	 4.2%

### My age, in years, lies in the interval





Antall svar: **24**

Svar	Antall	% av svar	
[0,20]	6	25%	 25%
(20,25]	15	62.5%	 62.5%
(25,30]	2	8.3%	 8.3%
(30,->)	1	4.2%	 4.2%







## Which study programme do you belong to?

Antall svar: 24

Svar	Antall	% av svar	
Biovitenskap - Bachelor	0	0%	0%
Elektronikk , informatikk og teknologi - Bachelor	0	0%	0%
Fysikk og astronomi - Bachelor	2	8.3%	 8.3%
Geofysikk og klima - Bachelor	0	0%	0%
Geologi og geografi - Bachelor	0	0%	0%
Informatikk : design , bruk , interaksjon - Bachelor	0	0%	0%
Informatikk : digital økonomi og ledelse - Bachelor	0	0%	0%
Informatikk : programmering og systemarkitektur - Bachelor	0	0%	0%
Informatikk : robotikk og intelligente systemer - Bachelor	0	0%	0%
Informatikk : språkteknologi - Bachelor	0	0%	0%
Kjemi og biokjemi - Bachelor	0	0%	0%
Matematikk med informatikk - Bachelor	13	54.2%	 54.2%
Matematikk og økonomi - Bachelor	7	29.2%	 29.2%
Materialvitenskap for energi . og nanoteknologi - Bachelor	0	0%	0%
Realfag - årsenhet	0	0%	0%
Exchange student	0	0%	0%
Other	2	8.3%	 8.3%



## The number of ECTS credits I took this semester lies in the interval

Antall svar: 24

Svar	Antall	% av svar	
[0,10]	2	8.3%	 8.3%
(10,20]	2	8.3%	 8.3%
(20,30]	12	50%	 50%
(30,->)	8	33.3%	 33.3%





## How often did you check the web page for this course?

Antall svar: 24

Svar	Antall	% av svar	
Once a day	8	33.3%	 33.3%
Once a week	16	66.7%	 66.7%
Once a month	0	0%	0%
Never	0	0%	0%

## How difficult did you find the course?

Antall svar: 24

Svar	Antall	% av svar	
1	1	4.2%	 4.2%
2	0	0%	0%
3	6	25%	 25%
4	8	33.3%	 33.3%
5	9	37.5%	 37.5%

## Was this course a priority?

Antall svar: 24

Svar	Antall	% av svar	
1	0	0%	0%
2	3	12.5%	12.5%
3	3	12.5%	12.5%
4	7	29.2%	29.2%
5	11	45.8%	45.8%

## How many hours did you spend on this course during the week?

Antall svar: 24

Svar	Antall	% av svar	
[0,5)	4	16.7%	16.7%
[5,10)	6	25%	25%
[10,15)	6	25%	25%
[15,20)	6	25%	25%
[20,168]	2	8.3%	8.3%

## Organisation of the course






### How was the information concerning the mandatory assignment?

Antall svar: 24

Svar	Antall	% av svar	
1	1	4.2%	4.2%
2	1	4.2%	4.2%
3	3	12.5%	12.5%
4	10	41.7%	41.7%
5	9	37.5%	37.5%






## How was the information concerning the final exam?

Antall svar: 24

Svar	Antall	% av svar	
1	2	8.3%	 8.3%
2	1	4.2%	 4.2%
3	6	25%	 25%
4	10	41.7%	 41.7%
5	5	20.8%	 20.8%

## How was your overall impression of the organisation of this course?

Antall svar: 24

Svar	Antall	% av svar	
1	3	12.5%	 12.5%
2	1	4.2%	 4.2%
3	6	25%	 25%
4	11	45.8%	 45.8%
5	3	12.5%	 12.5%






## Do you have any comments concerning the organisation of this course?

- I wish there would be a greater understanding that for many students, this is the their first time doing proof based mathematics. I failed this course, my first time taking. And showing up to the first lecture this spring(already having gone through this course one time), i was provoked at the pace at which the lecturer went through fundemental proof technique. It was way to fast and very very intimidating. I think the course should move at a slower pace to actually build stronger understanding of proofs, how they work and why they are necessary and build a stronger motivation for the course. Even if that means sacrificing some part of the curriculum. At the end of the day, i belive that for many (average) students this course is mandatory and i belive that you would serve these students which has to take this course a greater favor, by going through this course slower.
- It is too hard
- The lectures were hard to follow, things just "appeared" without much explanation
- too many sub-topics
- Hadde vært fint om det var flere øvingstimer enn bare 2 i uken.

## Lectures

## Did you follow the lectures?

Antall svar: 24






Svar	Antall	% av svar	
1	6	25%	 25%
2	5	20.8%	 20.8%
3	3	12.5%	 12.5%
4	4	16.7%	 16.7%
5	6	25%	 25%

## If never or rarely, why?

- I liked more the lectures done by Tom Louis Lindstrøm.
- Falt av tidlig av urelaterte grunner. Så på forelesninger fra 2022 til jeg tok igjen, men kom aldri helt tilbake da årets kurs fulgte en annen løype gjennom pensum, og forskjellig hadde forelesningstil.
- The lectures were impossible to follow and completely ignored what is talked about in the book.
- Followed MAT3400 instead
- The book is very good. Easier to focus alone
- they where bad, waste of my time
- Took other courses with lectures/seminars at the same time
- First of all because it didn't fit my schedule with training and competitions and I Didn't like the way the syllabus were presented. Read the chapters for my self or watched previous lectures
- Sleep problems
- I found it easier to understand the presentation in Spaces
- Collision with other courses
- I wass busy, and generally prefer self-studying.






## How was the progress of the lectures?

Antall svar: 24

Svar	Antall	% av svar	
1	1	4.2%	 4.2%
2	2	8.3%	 8.3%
3	14	58.3%	 58.3%
4	5	20.8%	 20.8%
5	2	8.3%	 8.3%






## How was the lecturer's presentation of the curriculum?

Antall svar: 23

Svar	Antall	% av svar	
1	5	21.7%	 21.7%
2	2	8.7%	 8.7%
3	11	47.8%	 47.8%
4	5	21.7%	 21.7%
5	0	0%	 0%






## Is it O.K to ask questions to the lecturer?

Antall svar: 24

Svar	Antall	% av svar	
Very O.K	12	50%	 50%
O.K	7	29.2%	 29.2%
A bit hard	3	12.5%	 12.5%
Hard	1	4.2%	 4.2%
Don't know	1	4.2%	 4.2%

## What was your overall impression of the lectures?

Antall svar: 23

Svar	Antall	% av svar	
1	2	8.7%	 8.7%
2	4	17.4%	 17.4%
3	8	34.8%	 34.8%
4	9	39.1%	 39.1%
5	0	0%	 0%






## Do you have any other comments about the lectures?

- I believe he did a lot of things, much harder than they needed to be, and a lot of how he did things, which were written in a vastly different way than how the book did it, which made it quite foreign, especially if you read the section in the book the day before.
- They were very bad.
- really bad lectures, way too fast on some proofs and then way too slow on other topics, too much outside of pensum. Being in the lectures makes it harder to understand the syllabus
- I wasn't there, so I can't answer any of the lecture-related questions, so I answered midrange on all
- excellent lecturer
- The lectures often chose a significantly different presentation than the curriculum textbook, which had two sides; interesting, but could make things confusing. While I enjoyed differing proofs, I found the general presentation to be unnecessarily and harmfully convoluted at times.
- Sometimes it was difficult finding the stuff sent through in the text book, and the pictures of the chalkboard were sometimes hard to read and difficult to navigate.
- Snorre skjøt seg litt i foten ved å legge lista for høyt de første ukene når vi skulle gå gjennom forkunnskaper. Jeg tror det var mange som ga opp å gå i forelesning av den grunn. Enkelte bevis ble fremstilt på en litt rotete måte, hadde muligens vært lurt å følge notatene litt mer til tider. Ellers synes jeg det var veldig fint at foreleser stiller spørsmål til salen under undervisning, slik at vi får deltatt litt aktivt selv.
- Sometimes different steps in the proof were taken for granted that students understood how it was done, when in reality it was a challenge to follow

## Plenary sessions

## Do you attend the plenary sessions?

Antall svar: 24






Svar	Antall	% av svar	
1	13	54.2%	 54.2%
2	0	0%	 0%
3	6	25%	 25%
4	2	8.3%	 8.3%
5	3	12.5%	 12.5%

## If never or rarely, why?

- Klarte ikke faget
- Schedule conflict
- lazy/not sure what they were for
- Collided with other lectures/seminars
- Because I have training or competitions which make attending these classes difficult.
- Social phobia...
- Had other things during the time
- I found it more useful to ponder on the exercises by myself, rather than being given the answers.
- Collision with other courses
- Didn't have time

## How well did the teacher in charge of the plenary sessions explain the exercises?

Antall svar: 24

Svar	Antall	% av svar	
1	0	0%	 0%
2	1	4.2%	 4.2%
3	15	62.5%	 62.5%
4	6	25%	 25%
5	2	8.3%	 8.3%








## Do you have any comments about the plenary sessions?

- It was great, but should be more of them per week. Often i did not manage to ask my question because of time constraints.
- Did not attend, so can't answer, answered midrange again
- useless to explain individually: much better to just explain to everybody.
- Again sometimes we were under the impression that the teacher thought the exercise was very simple so didn't thoroughly explain each step

## Weekly exercises






### How difficult did you find the weekly exercises?

Antall svar: 24

Svar	Antall	% av svar	
1	1	4.2%	 4.2%
2	1	4.2%	 4.2%
3	14	58.3%	 58.3%
4	5	20.8%	 20.8%
5	3	12.5%	 12.5%

### How was the workload of the weekly exercises?

Antall svar: 24

Svar	Antall	% av svar	
1	1	4.2%	 4.2%
2	4	16.7%	 16.7%
3	13	54.2%	 54.2%
4	4	16.7%	 16.7%
5	2	8.3%	 8.3%






## Do you have any other comments concerning the exercises?

- Gjorde oftere de første oppgavene i hvert delkapittel enn de gangene det sto oppført. Ofte litt hardt å hoppe over disse for min del, så er bedre å skrive de opp enn å la studenter sette seg fast på delkapittelets første "vanskelige" oppgave.
- Those I did were good practicing, but I often did not do that many
- The exercises were hard, although I don't see a way in which they could not be.
- It would be wise to collect all the solutions instead of scattering them around in my opinion
- They were difficult, which I appreciated. We were given quite few, but the ones we had took so long to do that it didn't matter too much.
- Det burde nok ha blitt gitt flere oppgaver fra uke til uke. Jeg løste også oppgavene som var gitt i fjor, og da ble arbeidsmengden mer riktig. En del av oppgavene var langt vanskeligere enn det som ble gitt på eksamen, men det er vel greit at de skarpeste får muligheten til å bryne seg på slike oppgaver også.

## Mandatory assignment






### How difficult did you find the assignment?

Antall svar: 24

Svar	Antall	% av svar	
1	2	8.3%	 8.3%
2	4	16.7%	 16.7%
3	6	25%	 25%
4	10	41.7%	 41.7%
5	2	8.3%	 8.3%






### How fitting was the assignment for the curriculum?

Antall svar: 24

Svar	Antall	% av svar	
1	1	4.2%	 4.2%
2	4	16.7%	 16.7%
3	7	29.2%	 29.2%
4	7	29.2%	 29.2%
5	5	20.8%	 20.8%






## How was the amount of work compared to the available time?

Antall svar: 24

Svar	Antall	% av svar	
1	1	4.2%	 4.2%
2	5	20.8%	 20.8%
3	14	58.3%	 58.3%
4	2	8.3%	 8.3%
5	2	8.3%	 8.3%

## How did you find the feedback on the assignment?

Antall svar: 24

Svar	Antall	% av svar	
1	1	4.2%	 4.2%
2	2	8.3%	 8.3%
3	7	29.2%	 29.2%
4	5	20.8%	 20.8%
5	9	37.5%	 37.5%

## Do you have any other comments concerning the mandatory assignment?

- i did not take them due, to passing them last time.
- What was the point of the diary?
- The person correcting seemed to have problems understanding the language (Norwegian)
- I found it fun
- I thought the first felt like filler. The second was better.

## Syllabus

## What was your overall impression of the syllabus?

Antall svar: 24

Svar	Antall	% av svar	
1	0	0%	0%
2	1	4.2%	4.2%
3	7	29.2%	29.2%
4	9	37.5%	37.5%
5	7	29.2%	29.2%

## Do you have any other comments concerning the textbook?

- That the lecturer should have a greater emphasis on making his proofs and arguments in the same way the book did.
- The textbook is great. Wish the lecturer actually used it.
- The textbook was very nice. Very simple and understandable
- Absolutely delightful book.
- A LOT of errors towards the end of our curriculum. I was confused about ch 6 - whether we should use compendium or book
- put more focus on fewer topics.
- I feel that we just dabble into Fourier analysis without really getting good understanding of the field. It is simply not enough time for that, so it is a question whether the course should rather spend more time on previous concepts and remove this for pensum, or make it clear what part of Fourier analysis is meant to be understood (and the restr details which may not be so relevant for the course)

## Exam





### How did the exam correspond to the reviewed syllabus?

Antall svar: 24

Svar	Antall	% av svar	
1	2	8.3%	8.3%
2	4	16.7%	16.7%
3	6	25%	25%
4	6	25%	25%
5	6	25%	25%

## How difficult did you find the exam?

Antall svar: 24

Svar	Antall	% av svar	
1	0	0%	0%
2	3	12.5%	 12.5%
3	8	33.3%	 33.3%
4	3	12.5%	 12.5%
5	10	41.7%	 41.7%

## Do you have any comments concerning the exam?

- Was to focused on one aspect. And i feel the exam should be more strait forward. One question on the exam was about differentiability, and the way the exam did it was totally different from the way it was done on earlier exams. I get that you want to test students, but in a VERY stressfull situation like this, i feel like this is very unnecessary.
- Faget er alt for vanskelig til å inngå i et bachelor program. Jeg får aldri graden min fordi jeg ikke klarer å bestå dette faget
- The exam was stupid. The lecturer threw away all the classic problems which is on more or less every exam, and introduced a bunch of stuff that has never appeared on an exam before, and focused way too much on topics that seems not as important, and completely threw away the more central topics of the course.
- Presented in a way that it is unnecessary difficult. This course is hard enough anyway, so it isn't necessary to do any "twists" to make it different or more challenging. I felt like the lecturer had difficulties with adapting to the students and understand that the students is not as smart as the lecturer and therefore everything is not that obvious or easy.
- Operators got a disproportionate amount of tasks while much of the curriculum (like Fourier series) was not at all touched on.
- I was surprised to find Fourier Series missing

# Emneevaluering MAT3360

Oppdatert: 12. september 2023 kl. 12:54

## To the responder

This survey is performed by **the Student Council at the Department of Mathematics**. Your reply is anonymous. The Mathematics department is interested in that the students gets as much as possible out of the matemathics courses. The **Student Council's** evaluation of courses is the main way for students to suggest improvements to the education. We therefore ask that you respond seriously and honestly, and take the time you need. We encourage you to use the comments- and opinion fields.




If you have opinions about something not considered in this survey, contact **the Student Council** at [fagutvalg-liste@math.uio.no](mailto:fagutvalg-liste@math.uio.no).

Thank you for your contribution.

## Basics





### Gender

Antall svar: 8

Svar	Antall	% av svar	
M	6	75%	 75%
F	1	12.5%	 12.5%
I do not wish to respond	1	12.5%	 12.5%




### My age, in years, lies in the interval

Antall svar: 8

Svar	Antall	% av svar	
[0,20]	2	25%	 25%
(20,25]	3	37.5%	 37.5%
(25,30]	1	12.5%	 12.5%
(30,->)	2	25%	 25%





## Which study programme do you belong to?

Antall svar: 8

Svar	Antall	% av svar	
Biovitenskap - Bachelor	0	0%	0%
Elektronikk , informatikk og teknologi - Bachelor	0	0%	0%
Fysikk og astronomi - Bachelor	0	0%	0%
Geofysikk og klima - Bachelor	0	0%	0%
Geologi og geografi - Bachelor	0	0%	0%
Informatikk : design , bruk, interaksjon - Bachelor	0	0%	0%
Informatikk : digital økonomi og ledelse - Bachelor	0	0%	0%
Informatikk : programmering og systemarkitektur - Bachelor	0	0%	0%
Informatikk : robotikk og intelligente systemer - Bachelor	0	0%	0%
Informatikk : språkteknologi - Bachelor	0	0%	0%
Kjemi og biokjemi - Bachelor	0	0%	0%
Matematikk med informatikk - Bachelor	6	75%	 75%
Matematikk og økonomi - Bachelor	1	12.5%	 12.5%
Materialvitenskap for energi . og nanoteknologi - Bachelor	0	0%	0%
Realfag - årsenhet	0	0%	0%
Exchange student	0	0%	0%
Other	1	12.5%	 12.5%



## The number of ECTS credits I took this semester lies in the interval

Antall svar: 8

Svar	Antall	% av svar	
[0,10]	1	12.5%	 12.5%
(10,20]	1	12.5%	 12.5%
(20,30]	2	25%	 25%
(30,->)	4	50%	 50%





## How often did you check the web page for this course?

Antall svar: 8

Svar	Antall	% av svar	
Once a day	2	25%	 25%
Once a week	6	75%	 75%
Once a month	0	0%	0%
Never	0	0%	0%

## How difficult did you find the course?






Antall svar: 8

Svar	Antall	% av svar	
1	0	0%	0%
2	1	12.5%	 12.5%
3	4	50%	 50%
4	2	25%	 25%
5	1	12.5%	 12.5%








## Was this course a priority?

Antall svar: 8

Svar	Antall	% av svar	
1	1	12.5%	 12.5%
2	1	12.5%	 12.5%
3	2	25%	 25%
4	0	0%	 0%
5	4	50%	 50%

## How many hours did you spend on this course during the week?






Antall svar: 8

Svar	Antall	% av svar	
[0,5)	2	25%	 25%
[5,10)	2	25%	 25%
[10,15)	3	37.5%	 37.5%
[15,20)	0	0%	 0%
[20,168]	1	12.5%	 12.5%

## Organisation of the course




### How was the information concerning the mandatory assignment?

Antall svar: 8

Svar	Antall	% av svar	
1	0	0%	 0%
2	0	0%	 0%
3	1	12.5%	 12.5%
4	2	25%	 25%
5	5	62.5%	 62.5%




## How was the information concerning the final exam?

Antall svar: 8

Svar	Antall	% av svar	
1	0	0%	0%
2	0	0%	0%
3	3	37.5%	 37.5%
4	2	25%	 25%
5	3	37.5%	 37.5%

## How was your overall impression of the organisation of this course?

Antall svar: 8

Svar	Antall	% av svar	
1	0	0%	0%
2	1	12.5%	 12.5%
3	0	0%	0%
4	2	25%	 25%
5	5	62.5%	 62.5%




## Do you have any comments concerning the organisation of this course?

- Very good lecturer
- It would've been helpfull to have the exams from 2021 and 2022 available on the web page for the course.

## Lectures

## Did you follow the lectures?

Antall svar: 8




Svar	Antall	% av svar	
1	1	12.5%	 12.5%
2	1	12.5%	 12.5%
3	0	0%	0%
4	0	0%	0%
5	6	75%	 75%

## If never or rarely, why?

- Har fulltidsjobb
- Schedule conflict




## How was the progress of the lectures?

Antall svar: 8

Svar	Antall	% av svar	
1	0	0%	0%
2	0	0%	0%
3	5	62.5%	 62.5%
4	1	12.5%	 12.5%
5	2	25%	 25%




## How was the lecturer's presentation of the curriculum?

Antall svar: 8

Svar	Antall	% av svar	
1	0	0%	0%
2	0	0%	0%
3	2	25%	 25%
4	3	37.5%	 37.5%
5	3	37.5%	 37.5%





## Is it O.K to ask questions to the lecturer?

Antall svar: 8

Svar	Antall	% av svar	
Very O.K	5	62.5%	 62.5%
O.K	2	25%	 25%
A bit hard	1	12.5%	 12.5%
Hard	0	0%	0%
Don't know	0	0%	0%

## What was your overall impression of the lectures?

Antall svar: 8

Svar	Antall	% av svar	
1	0	0%	0%
2	1	12.5%	 12.5%
3	1	12.5%	 12.5%
4	2	25%	 25%
5	4	50%	 50%






## Do you have any other comments about the lectures?

- Excellent
- Whenever i was unsure about something presented in a lecture i did not feel hesitant to ask. Håkon was very good at presenting the mathematics in an easy to follow way. I would've liked if the lectures had said more about the motivation behind results or steps in a proof. I took this course early into my bachelor and struggled a bit in the beginning due to lack of prior knowledge. Håkon was very helpfull in directing me to what i needed to read up on.

## Plenary sessions

## Do you attend the plenary sessions?

Antall svar: 8





Svar	Antall	% av svar	
1	1	12.5%	 12.5%
2	2	25%	 25%
3	1	12.5%	 12.5%
4	3	37.5%	 37.5%
5	1	12.5%	 12.5%

## If never or rarely, why?

- Har fulltidsjobb
- I learned more by doing exercises on my own
- Schedule conflict

## How well did the teacher in charge of the plenary sessions explain the exercises?

Antall svar: 8

Svar	Antall	% av svar	
1	0	0%	0%
2	1	12.5%	 12.5%
3	3	37.5%	 37.5%
4	1	12.5%	 12.5%
5	3	37.5%	 37.5%




## Do you have any comments about the plenary sessions?

- Very good, all questions were answered

## Weekly exercises





## How difficult did you find the weekly exercises?

Antall svar: 8

Svar	Antall	% av svar	
1	0	0%	0%
2	2	25%	 25%
3	3	37.5%	 37.5%
4	3	37.5%	 37.5%
5	0	0%	0%

## How was the workload of the weekly exercises?

Antall svar: 8

Svar	Antall	% av svar	
1	0	0%	0%
2	1	12.5%	 12.5%
3	5	62.5%	 62.5%
4	1	12.5%	 12.5%
5	1	12.5%	 12.5%




## Do you have any other comments concerning the exercises?

- There weren't any official weekly exercises. The exercises from the book were great, but too many to do them all.

## Mandatory assignment





### How difficult did you find the assignment?

Antall svar: 8

Svar	Antall	% av svar	
1	0	0%	0%
2	1	12.5%	 12.5%
3	4	50%	 50%
4	3	37.5%	 37.5%
5	0	0%	0%




## How fitting was the assignment for the curriculum?

Antall svar: 8

Svar	Antall	% av svar	
1	0	0%	0%
2	1	12.5%	 12.5%
3	3	37.5%	 37.5%
4	2	25%	 25%
5	2	25%	 25%





## How was the amount of work compared to the available time?

Antall svar: 8

Svar	Antall	% av svar	
1	0	0%	0%
2	2	25%	 25%
3	5	62.5%	 62.5%
4	0	0%	0%
5	1	12.5%	 12.5%

## How did you find the feedback on the assignment?

Antall svar: 8




Svar	Antall	% av svar	
1	0	0%	0%
2	1	12.5%	 12.5%
3	2	25%	 25%
4	3	37.5%	 37.5%
5	2	25%	 25%

## Do you have any other comments concerning the mandatory assignment?

- The first mandatory assignment was great. I thought the second one was a little too easy and short. It would've been nice if the second assignment had touched on the later chapters.

## What was your overall impression of the syllabus?

Antall svar: 8

Svar	Antall	% av svar	
1	0	0%	0%
2	0	0%	0%
3	3	37.5%	 37.5%
4	3	37.5%	 37.5%
5	2	25%	 25%




## Do you have any other comments concerning the textbook?

Dette spørsmålet har ingen svar

## Exam

### How did the exam correspond to the reviewed syllabus?





Antall svar: 8

Svar	Antall	% av svar	
1	0	0%	0%
2	2	25%	 25%
3	2	25%	 25%
4	0	0%	0%
5	4	50%	 50%



## How difficult did you find the exam?

Antall svar: 8

Svar	Antall	% av svar	
1	0	0%	0%
2	1	12.5%	 12.5%
3	4	50%	 50%
4	2	25%	 25%
5	1	12.5%	 12.5%

## Do you have any comments concerning the exam?

- Tok ikke eksamen...
- On the first question you had to integrate  $1/(1+x^2)$  which, while not hard on its own, was a little out of the blue and not super relevant to the course.

# Emneevaluering MEK1100

Oppdatert: 12. september 2023 kl. 12:55

## To the responder





This survey is performed by **the Student Council at the Department of Mathematics**. Your reply is anonymous. The Mathematics department is interested in that the students gets as much as possible out of the mathematics courses. The **Student Council's** evaluation of courses is the main way for students to suggest improvements to the education. We therefore ask that you respond seriously and honestly, and take the time you need. We encourage you to use the comments- and opinion fields.

If you have opinions about something not considered in this survey, contact **the Student Council** at [fagutvalg-liste@math.uio.no](mailto:fagutvalg-liste@math.uio.no). Thank you for your contribution.

## Basics





### Gender

Antall svar: 17

Svar	Antall	% av svar	
M	14	82.4%	 82.4%
F	2	11.8%	 11.8%
Other	0	0%	 0%
I do not wish to respond	1	5.9%	 5.9%





### My age, in years, lies in the interval

Antall svar: 17

Svar	Antall	% av svar	
[0,20]	5	29.4%	 29.4%
(20,25]	6	35.3%	 35.3%
(25,30]	3	17.6%	 17.6%
(30,->)	3	17.6%	 17.6%



## Which study programme do you belong to?

Antall svar: 17

Svar	Antall	% av svar	
Biovitenskap - Bachelor	0	0%	0%
Elektronikk , informatikk og teknologi - Bachelor	0	0%	0%
Fysikk og astronomi - Bachelor	3	17.6%	 17.6%
Geofysikk og klima - Bachelor	1	5.9%	 5.9%
Geologi og geografi - Bachelor	0	0%	0%
Informatikk : design , bruk, interaksjon - Bachelor	0	0%	0%
Informatikk : digital økonomi og ledelse - Bachelor	0	0%	0%
Informatikk : programmering og systemarkitektur - Bachelor	0	0%	0%
Informatikk : robotikk og intelligente systemer - Bachelor	0	0%	0%
Informatikk : språkteknologi - Bachelor	0	0%	0%
Kjemi og biokjemi - Bachelor	0	0%	0%
Matematikk med informatikk - Bachelor	12	70.6%	 70.6%
Matematikk og økonomi - Bachelor	0	0%	0%
Materialvitenskap for energi . og nanoteknologi - Bachelor	0	0%	0%
Realfag - årsenhet	0	0%	0%
Exchange student	0	0%	0%
Other	1	5.9%	 5.9%




## The number of ECTS credits I took this semester lies in the interval

Antall svar: 17

Svar	Antall	% av svar	
[0,10]	0	0%	0%
(10,20]	0	0%	0%
(20,30]	10	58.8%	 58.8%
(30,->)	7	41.2%	 41.2%





## How often did you check the web page for this course?

Antall svar: 17

Svar	Antall	% av svar	
Once a day	3	17.6%	 17.6%
Once a week	12	70.6%	 70.6%
Once a month	2	11.8%	 11.8%
Never	0	0%	0%






## How difficult did you find the course?

Antall svar: 17

Svar	Antall	% av svar	
1	0	0%	0%
2	2	11.8%	 11.8%
3	4	23.5%	 23.5%
4	7	41.2%	 41.2%
5	4	23.5%	 23.5%






## Was this course a priority?

Antall svar: 17

Svar	Antall	% av svar	
1	1	5.9%	 5.9%
2	3	17.6%	 17.6%
3	6	35.3%	 35.3%
4	7	41.2%	 41.2%
5	0	0%	 0%

## How many hours did you spend on this course during the week?






Antall svar: 17

Svar	Antall	% av svar	
[0,5)	5	29.4%	 29.4%
[5,10)	7	41.2%	 41.2%
[10,15)	3	17.6%	 17.6%
[15,20)	2	11.8%	 11.8%
[20,168]	0	0%	 0%

## Organisation of the course

### How was the information concerning the mandatory assignment?

Antall svar: 17

Svar	Antall	% av svar	
1	0	0%	 0%
2	0	0%	 0%
3	1	5.9%	 5.9%
4	9	52.9%	 52.9%
5	7	41.2%	 41.2%

## How was the information concerning the final exam?

Antall svar: 17

Svar	Antall	% av svar	
1	0	0%	0%
2	1	5.9%	5.9%
3	1	5.9%	5.9%
4	10	58.8%	58.8%
5	5	29.4%	29.4%

## How was your overall impression of the organisation of this course?

Antall svar: 17

Svar	Antall	% av svar	
1	0	0%	0%
2	1	5.9%	5.9%
3	3	17.6%	17.6%
4	10	58.8%	58.8%
5	3	17.6%	17.6%

## Do you have any comments concerning the organisation of this course?

- It would be better if we had got information properly especially when the class was cancelled.

## Lectures

### Did you follow the lectures?

Antall svar: 17

Svar	Antall	% av svar	
1	1	5.9%	5.9%
2	2	11.8%	11.8%
3	4	23.5%	23.5%
4	3	17.6%	17.6%
5	7	41.2%	41.2%

## If never or rarely, why?

- I prefer to self study, I'd watch recordings of the lectures at times.
- Jeg synes forelesningene gikk treg, og var ikke fornøyd med måten foreleseren underviste på. Det var lite engasjerende å høre på.
- Because the lectures were too complicated compared to what we were actually learning. We never actually learned how to solve problems.
- Kræsja med jobb ganske ofte

## How was the progress of the lectures?

Antall svar: 17

Svar	Antall	% av svar	
1	0	0%	0%
2	1	5.9%	5.9%
3	13	76.5%	76.5%
4	2	11.8%	11.8%
5	0	0%	0%
Did not attend	1	5.9%	5.9%





## How was the lecturer's presentation of the curriculum?

Antall svar: 17

Svar	Antall	% av svar	
1	1	5.9%	5.9%
2	1	5.9%	5.9%
3	1	5.9%	5.9%
4	10	58.8%	58.8%
5	4	23.5%	23.5%





## Would you feel comfortable asking questions to the lecturer?

Antall svar: 17

Svar	Antall	% av svar	
Yes, no problem	9	52.9%	 52.9%
It's okay	5	29.4%	 29.4%
Not so much	2	11.8%	 11.8%
No	0	0%	0%
Don't know	1	5.9%	 5.9%

## What was your overall impression of the lectures?

Antall svar: 17

Svar	Antall	% av svar	
1	0	0%	0%
2	4	23.5%	 23.5%
3	2	11.8%	 11.8%
4	9	52.9%	 52.9%
5	2	11.8%	 11.8%

## Do you have any other comments about the lectures?






- De var litt sakte i begynnelsen, men likte veldig at læreren var veldig rolig og forklarte det vanskelige delene på en god måte
- I only watched the video-lectures. Scrolling through a pre written out note, while talking about the subject, was a pretty bad lecture-format, as you had to read the text and listen to the lecturer say something else at the same time.
- I wish the lecturer would have acknowledged and at least briefly explained the differences from other maths classes and physics at "videregående skole" and the university. For example, we were told in maths classes that "dx" (and similar) were just notation and that it doesn't make sense to use them in calculations, but in MEK1100 they seemed to be regarded as physical quantities and were used to derive formulas. I think another example was defining temperature as "inner momentum" instead of "inner kinetic energy", which we did in "videregående".

## Weekly exercises and group/planery sessions



## Do you attend the group/planery sessions?

Antall svar: 17






Svar	Antall	% av svar	
1	4	23.5%	 23.5%
2	6	35.3%	 35.3%
3	5	29.4%	 29.4%
4	1	5.9%	 5.9%
5	1	5.9%	 5.9%

## If rare or never, why?

- I prefer to self study, however I'd attend before assignments to discuss answers with other students.
- Fikk ikke så mye ut av det
- Følte jeg hadde god kontroll over faget fra forelesningene
- Didn't feel the need
- Jeg trengte ikke hjelp
- Didn't feel the need to at first, then struggled to go to them when I did need it
- I did not end up feeling the need.
- Prioriterte selvstendig arbeid

## How difficult did you find the weekly exercises?

Antall svar: 17

Svar	Antall	% av svar	
1	0	0%	0%
2	1	5.9%	 5.9%
3	5	29.4%	 29.4%
4	7	41.2%	 41.2%
5	1	5.9%	 5.9%
Did not do any	3	17.6%	 17.6%

## How was the workload of the weekly exercises?

Antall svar: 17

Svar	Antall	% av svar	
1	0	0%	0%
2	1	5.9%	5.9%
3	11	64.7%	64.7%
4	5	29.4%	29.4%
5	0	0%	0%

## Do you have any other comments concerning the exercises?

- The exercises often don't have a progressive buildup, and I'd often get stuck early on in a new chapter. Simpler exercises to demonstrate the techniques would be appreciated, but I think this is mostly a problem with the textbooks.
- Tænkte flere gange at de ukentlige oppgaver ikke var spesielt relevante ift. det gjennomgåede pensum
- The exercises from the book of Gjevik and Fagerland were often not very precise, sometimes I had to look at the answer/solution to see that they made an assumption while solving which makes it easier, but was not obvious or stated in the instructions. The Mathews exercises were very good, they were challenging but not impossible, and there was a complete solution to all of them at the back of the book.
- Noen av oppgavene virket ikke så relevante for det som ble gjennomgått i forelesning og for eksamen, ble til tider litt mye fysikk. Oppgavene fra Matthews var fine men de fra Gjevik burde kanskje revurderes.

## Mandatory assignment

### How difficult did you find the assignment?

Antall svar: 17

Svar	Antall	% av svar	
1	0	0%	0%
2	0	0%	0%
3	11	64.7%	64.7%
4	5	29.4%	29.4%
5	1	5.9%	5.9%

## How fitting was the assignment for the curriculum?

Antall svar: 17

Svar	Antall	% av svar	
1	0	0%	0%
2	4	23.5%	23.5%
3	4	23.5%	23.5%
4	6	35.3%	35.3%
5	3	17.6%	17.6%

## How was the amount of work compared to the assigned time?

Antall svar: 17

Svar	Antall	% av svar	
1	1	5.9%	5.9%
2	1	5.9%	5.9%
3	10	58.8%	58.8%
4	5	29.4%	29.4%
5	0	0%	0%

## How did you find the feedback on the assignment?

Antall svar: 17





Svar	Antall	% av svar	
1	1	5.9%	5.9%
2	3	17.6%	17.6%
3	8	47.1%	47.1%
4	2	11.8%	11.8%
5	3	17.6%	17.6%

## Do you have any other comments concerning the mandatory assignment?

- Den første følte relevant for emnet, men den andre så jeg ikke helt meningen med. Virket ikke så veldig relevant
- Oblig 2 var ganske små. Nesten alle jeg pratet med fikk helt forskjellige svar. Det burde nok gis flere hint på mange av deloppgavene her.

## What was your overall impression of the syllabus?

Antall svar: 17

Svar	Antall	% av svar	
1	0	0%	0%
2	3	17.6%	 17.6%
3	7	41.2%	 41.2%
4	6	35.3%	 35.3%
5	1	5.9%	 5.9%





## Do you have any other comments concerning the textbook?

- The books were unfortunately confusing and had often too little details around important techniques. Maybe prior knowledge is assumed, but a lot of the results didn't have a mathematically satisfying explanations as to why they hold, and I'd feel uncertain when applying them to solve problems. This caused a lot of friction while learning, as I felt I had to spend time convincing myself how/why the results/techniques worked. The curriculum being split across two textbooks didn't help either, as there would be slightly differing ways to explain overlapping concepts. I rely a lot on textbooks when learning, so I had a lot of trouble getting through this subject.
- I did not like the textbooks. It seemed like they would assume that I understood some things that I didn't. So I often found the examples hard to follow. Especially equations with the infinitesimals like  $dr$ ,  $dx$ ,  $dy$  etc was not obvious to me how worked.
- Gjeviks textbook is unfortunately pretty bad. It is extremely messy, it never feels like you know where he is headed, or why he is doing what he is doing. It just feels like a bunch of observations laid out one after another. Matthews' textbook is on the other hand very good.
- Since a good chunk of the syllabus overlapped with MAT1110 but in a more physical sense, I wish the course leaned more into that and tried to give intuition for more concepts
- Mikael har laget veldig fine forelesningsnotater. Jeg foretrakk disse fremfor å lese i lærebøkene.

## Exam

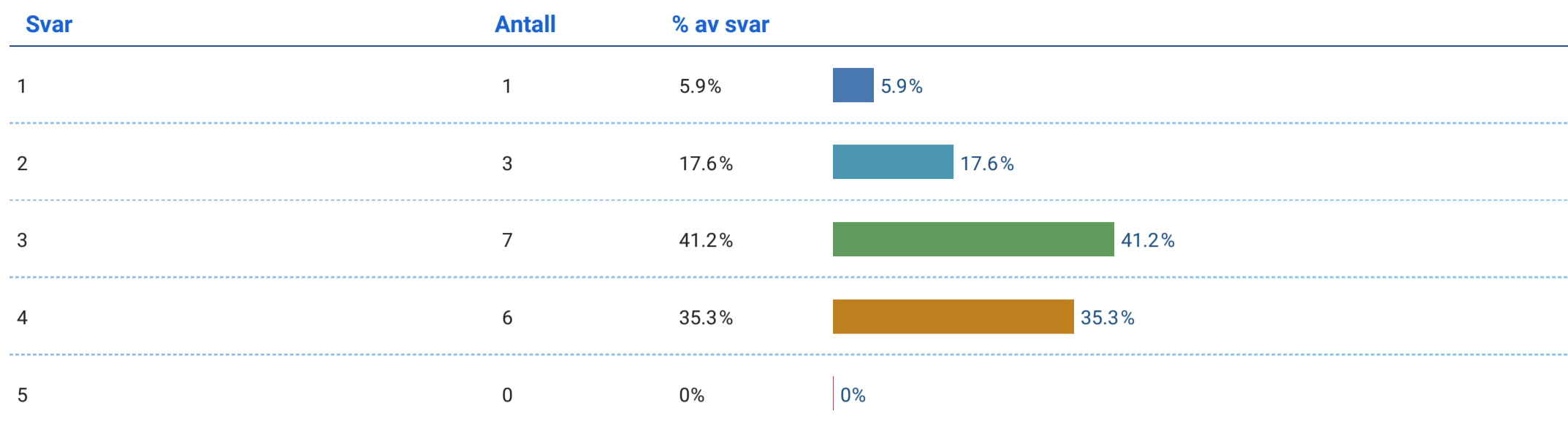
### How well did the exam reflect the syllabus?

Antall svar: 17

Svar	Antall	% av svar	
1	0	0%	0%
2	1	5.9%	 5.9%
3	2	11.8%	 11.8%
4	9	52.9%	 52.9%
5	5	29.4%	 29.4%

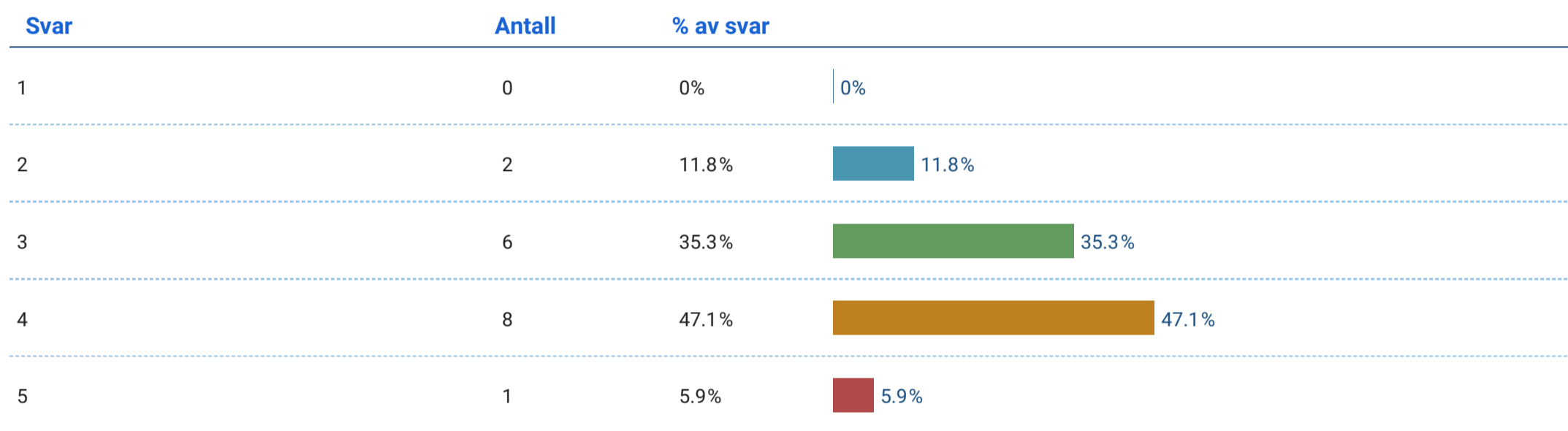
## How difficult did you find the midterm exam?

Antall svar: 17



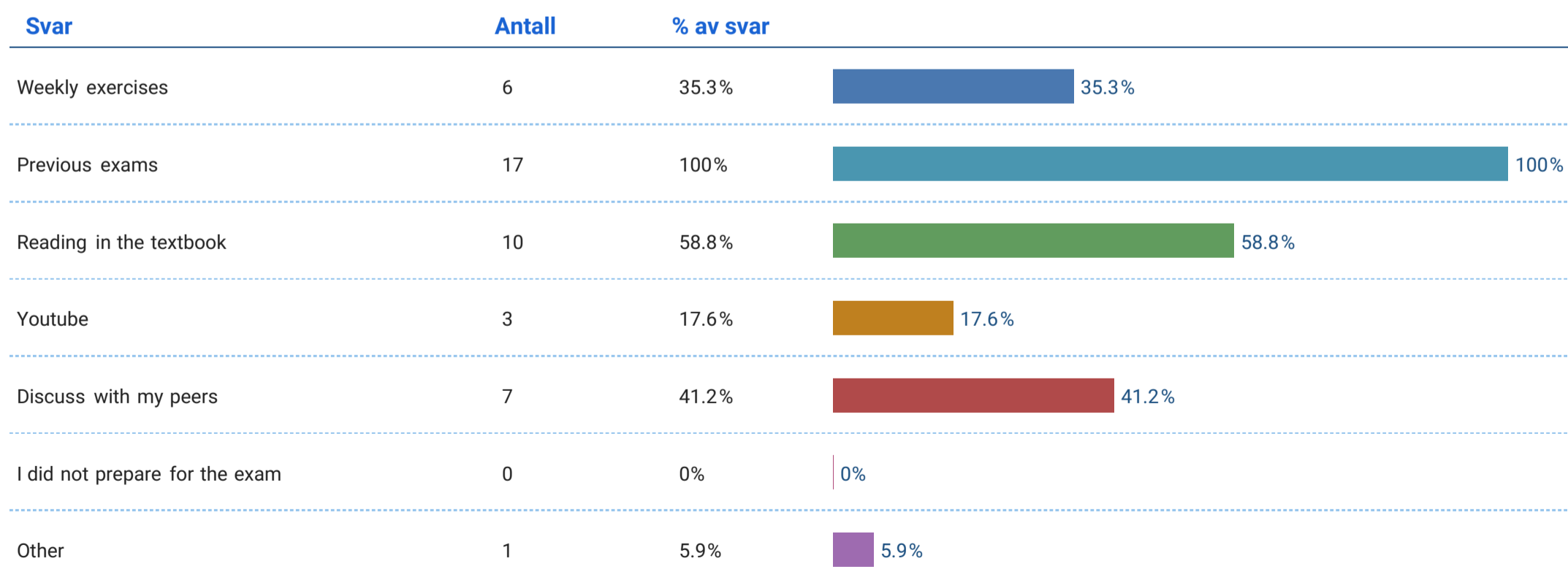
## How difficult did you find the exam?

Antall svar: 17



## How did you prepare for the exam?

Antall svar: 17



## Do you have any comments concerning the exam?

Dette spørsmålet har ingen svar

# Emneevaluering STK1100

Oppdatert: 12. september 2023 kl. 12:55

## To the responder





This survey is performed by **the Student Council at the Department of Mathematics**. Your reply is anonymous. The Mathematics department is interested in that the students gets as much as possible out of the mathematics courses. The **Student Council's** evaluation of courses is the main way for students to suggest improvements to the education. We therefore ask that you respond seriously and honestly, and take the time you need. We encourage you to use the comments- and opinion fields.

If you have opinions about something not considered in this survey, contact **the Student Council** at [fagutvalg-liste@math.uio.no](mailto:fagutvalg-liste@math.uio.no). Thank you for your contribution.

## Basics





### Gender

Antall svar: 27

Svar	Antall	% av svar	
M	17	63%	 63%
F	9	33.3%	 33.3%
Other	0	0%	 0%
I do not wish to respond	1	3.7%	 3.7%








### My age, in years, lies in the interval

Antall svar: 27

Svar	Antall	% av svar	
[0,20]	3	11.1%	 11.1%
(20,25]	17	63%	 63%
(25,30]	3	11.1%	 11.1%
(30,->)	4	14.8%	 14.8%




## Which study programme do you belong to?

Antall svar: 27

Svar	Antall	% av svar	
Biovitenskap - Bachelor	1	3.7%	 3.7%
Elektronikk , informatikk og teknologi - Bachelor	1	3.7%	 3.7%
Fysikk og astronomi - Bachelor	3	11.1%	 11.1%
Geofysikk og klima - Bachelor	2	7.4%	 7.4%
Geologi og geografi - Bachelor	0	0%	0%
Informatikk : design , bruk, interaksjon - Bachelor	0	0%	0%
Informatikk : digital økonomi og ledelse - Bachelor	0	0%	0%
Informatikk : programmering og systemarkitektur - Bachelor	0	0%	0%
Informatikk : robotikk og intelligente systemer - Bachelor	1	3.7%	 3.7%
Informatikk : språkteknologi - Bachelor	0	0%	0%
Kjemi og biokjemi - Bachelor	0	0%	0%
Matematikk med informatikk - Bachelor	8	29.6%	 29.6%
Matematikk og økonomi - Bachelor	0	0%	0%
Materialvitenskap for energi . og nanoteknologi - Bachelor	0	0%	0%
Realfag - årsenhet	0	0%	0%
Exchange student	0	0%	0%
Other	11	40.7%	 40.7%




## The number of ECTS credits I took this semester lies in the interval

Antall svar: 27

Svar	Antall	% av svar	
[0,10]	0	0%	0%
(10,20]	3	11.1%	 11.1%
(20,30]	16	59.3%	 59.3%
(30,->)	8	29.6%	 29.6%




## How often did you check the web page for this course?

Antall svar: 27

Svar	Antall	% av svar	
Once a day	10	37%	 37%
Once a week	15	55.6%	 55.6%
Once a month	2	7.4%	 7.4%
Never	0	0%	0%

## How difficult did you find the course?






Antall svar: 27

Svar	Antall	% av svar	
1	0	0%	0%
2	3	11.1%	 11.1%
3	11	40.7%	 40.7%
4	13	48.1%	 48.1%
5	0	0%	0%








## Was this course a priority?

Antall svar: 27

Svar	Antall	% av svar	
1	2	7.4%	 7.4%
2	2	7.4%	 7.4%
3	9	33.3%	 33.3%
4	10	37%	 37%
5	4	14.8%	 14.8%

## How many hours did you spend on this course during the week?






Antall svar: 27

Svar	Antall	% av svar	
[0,5)	3	11.1%	 11.1%
[5,10)	11	40.7%	 40.7%
[10,15)	7	25.9%	 25.9%
[15,20)	5	18.5%	 18.5%
[20,168]	1	3.7%	 3.7%

## Organisation of the course




### How was the information concerning the mandatory assignment?

Antall svar: 27

Svar	Antall	% av svar	
1	0	0%	 0%
2	1	3.7%	 3.7%
3	6	22.2%	 22.2%
4	6	22.2%	 22.2%
5	14	51.9%	 51.9%




## How was the information concerning the final exam?

Antall svar: 27

Svar	Antall	% av svar	
1	0	0%	0%
2	0	0%	0%
3	2	7.4%	 7.4%
4	10	37%	 37%
5	15	55.6%	 55.6%

## How was your overall impression of the organisation of this course?

Antall svar: 27

Svar	Antall	% av svar	
1	0	0%	0%
2	0	0%	0%
3	6	22.2%	 22.2%
4	11	40.7%	 40.7%
5	10	37%	 37%






## Do you have any comments concerning the organisation of this course?

Dette spørsmålet har ingen svar

## Lectures

### Did you follow the lectures?

Antall svar: 27

Svar	Antall	% av svar	
1	2	7.4%	 7.4%
2	2	7.4%	 7.4%
3	4	14.8%	 14.8%
4	4	14.8%	 14.8%
5	15	55.6%	 55.6%

## If never or rarely, why?

- I prefer to self study.
- Powepointer gjorde at det funket bedre å ta forelesning egne på video.
- Jeg synes det var litt for mye bruk av powerpoint

## How was the progress of the lectures?

Antall svar: 27

Svar	Antall	% av svar	
1	0	0%	0%
2	2	7.4%	7.4%
3	10	37%	37%
4	11	40.7%	40.7%
5	2	7.4%	7.4%
Did not attend	2	7.4%	7.4%

## How was the lecturer's presentation of the curriculum?

Antall svar: 27

Svar	Antall	% av svar	
1	0	0%	0%
2	4	14.8%	14.8%
3	8	29.6%	29.6%
4	9	33.3%	33.3%
5	6	22.2%	22.2%

## Would you feel comfortable asking questions to the lecturer?

Antall svar: 27

Svar	Antall	% av svar	
Yes, no problem	10	37%	37%
It's okay	7	25.9%	25.9%
Not so much	5	18.5%	18.5%
No	2	7.4%	7.4%
Don't know	3	11.1%	11.1%

## What was your overall impression of the lectures?

Antall svar: 26

Svar	Antall	% av svar	
1	0	0%	0%
2	3	11.5%	11.5%
3	7	26.9%	26.9%
4	14	53.8%	53.8%
5	2	7.7%	7.7%





## Do you have any other comments about the lectures?

- Occasionally too much focus on very long calculations that didn't give more understanding. Somewhat high pace during examples, the lecturers write fast. Other than that, good lectures.
- Litt vanskelig å lese skriften noen gang
- Only followed the lectures via lecture recordings!
- Det burde vært flere eksempler på hvordan vi skulle bruke formlene med tall. Kun med bokstaver gjør det vanskelig å skjønne hva alt egentlig er.
- I feel like it was hard to follow the lectures. They skipped fast so you never got to take notes and they always skipped back and forward, so it was hard to follow.
- A bit fast sometimes, but mostly good!
- I find it more difficult and less productive when power points are used and just a small part has been gone through by hand. I like how they do it in calculus. It makes it easier to learn and progress.
- I starten så var det enkelt å følge med og begge foreleserene gikk gjennom forskjellige og relevante eksempler, men etter midtveiseksamen så blei det færre eksempler gjennomgått i tillegg til at stoffet vi gikk igjennom var vanskeligere. Ville gjerne hatt mer eksempel gjennomgang i hele emne, ikke bare starten.
- Sometimes it was too fast, and sometimes you had a recap from the last lecture for about 20 minutes. I would rather skip the recap and go a little slower on the other «subjects»

## Weekly exercises and group/planery sessions

### Do you attend the group/planery sessions?

Antall svar: 27





Svar	Antall	% av svar	
1	11	40.7%	 40.7%
2	10	37%	 37%
3	2	7.4%	 7.4%
4	0	0%	0%
5	4	14.8%	 14.8%

### If rare or never, why?

- I managed most tasks by myself.
- så ikke behovet for å dra i de
- i did not attend it because it felt useless and i liked to work alone with the problems for each week
- I were not in Oslo
- Didn't need to
- It didn't fit my time schedule
- De passet dårlig med timeplanen ellers.
- Jeg trengte ikke hjelp
- I had to study on my own to actually understand what they were talking about during the lectures
- I preferred to read and work on my own.
- They were in the way of other lectures
- I could attend two groups because the others were at the same time as other subjects. One of them was at 8 am and I did not feel that lost in this subjects to attend that one
- I didn't struggle that much with the exercises, so it usually wasn't necessary.
- Prioriterte selvstendig arbeid





## How difficult did you find the weekly exercises?

Antall svar: 27

Svar	Antall	% av svar	
1	0	0%	0%
2	3	11.1%	 11.1%
3	20	74.1%	 74.1%
4	2	7.4%	 7.4%
5	2	7.4%	 7.4%
Did not do any	0	0%	0%

## How was the workload of the weekly exercises?

Antall svar: 27

Svar	Antall	% av svar	
1	0	0%	0%
2	1	3.7%	 3.7%
3	19	70.4%	 70.4%
4	4	14.8%	 14.8%
5	3	11.1%	 11.1%

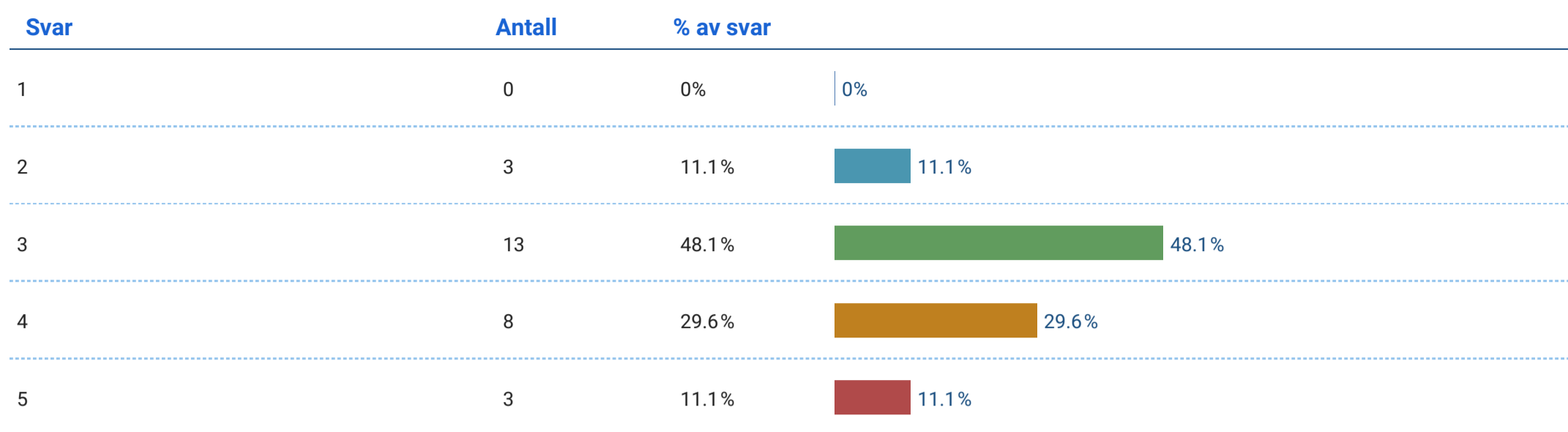
## Do you have any other comments concerning the exercises?

- De var helt ulik eksamensoppgaver. Gjorde alle men følte det ikke hjalp mot eksamen
- De var ikke relevante for eksamen.
- They are a bit different than the ones you get on the finals.

## Mandatory assignment

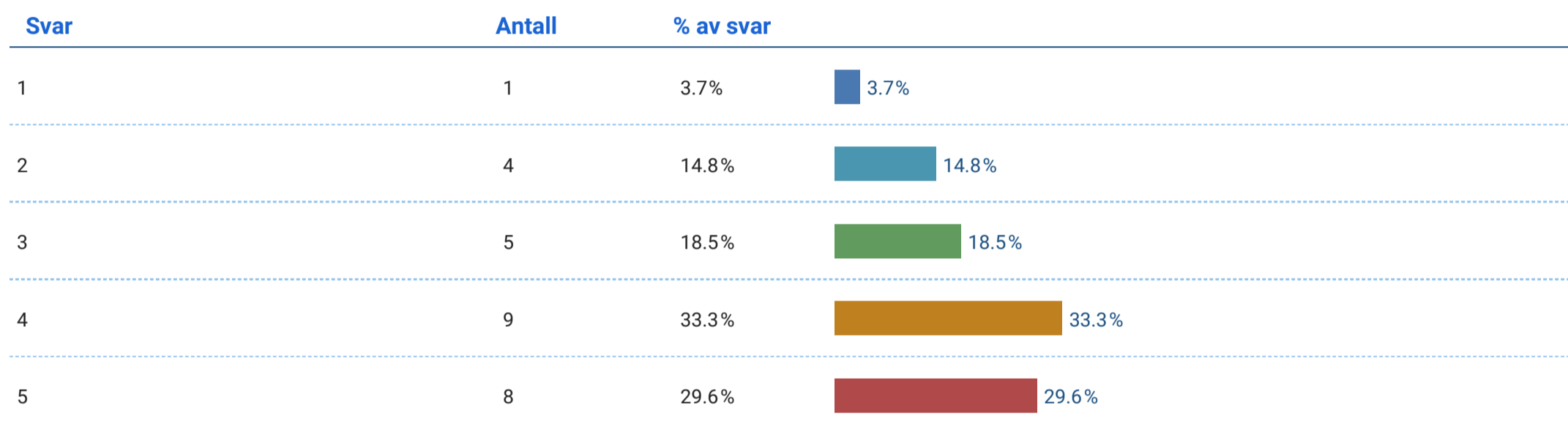
## How difficult did you find the assignment?

Antall svar: 27



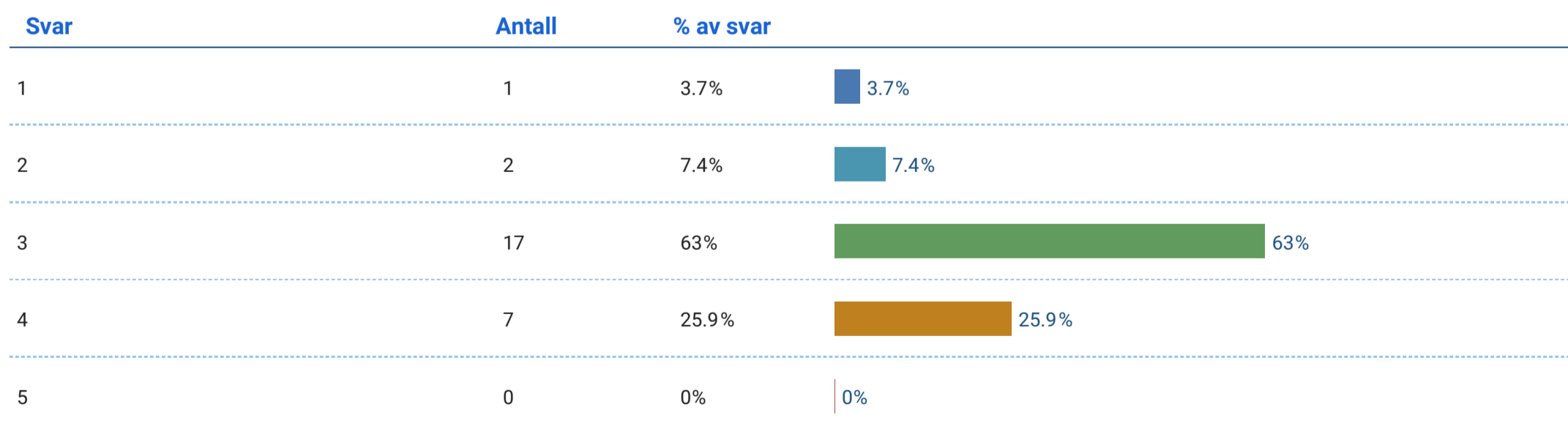
## How fitting was the assignment for the curriculum?

Antall svar: 27








## How was the amount of work compared to the assigned time?

Antall svar: 27



## How did you find the feedback on the assignment?

Antall svar: 27

Svar	Antall	% av svar	
1	2	7.4%	 7.4%
2	3	11.1%	 11.1%
3	9	33.3%	 33.3%
4	4	14.8%	 14.8%
5	9	33.3%	 33.3%






## Do you have any other comments concerning the mandatory assignment?

- Obligene følte ikke veldig relevante til eksamen når de inneholdt såpass mye koding, og de var veldig vanskelige.

## Syllabus

### What was your overall impression of the syllabus?

Antall svar: 27

Svar	Antall	% av svar	
1	1	3.7%	 3.7%
2	2	7.4%	 7.4%
3	2	7.4%	 7.4%
4	14	51.9%	 51.9%
5	8	29.6%	 29.6%

## Do you have any other comments concerning the textbook?




- The textbook has plenty of examples, explains the concepts thoroughly and has a lot of exercises with varying difficulty which is very good. But sometimes it feels disorganised and it would be nice to have a summary of the core results from each chapter.
- Upversiktlig. Vanskelig å finne gode eksempel
- The book could has been a little bit better. Too American written for Americans.
- I thought that the books was written a bit untidy. I would have preferred a clear presentation of the theory with some proofs and then the examples, instead of having the examples be splitt a part in the chapter so that you either had to reread the example as it stood concerning the last subchapter.
- The textbook could be confusing at times and didn't always use the same way of explaining and writing formulas. The textbook doesn't make this course any easier.
- Hadde ikke løsning på oppgavene, forskjellige språk fea undervisnig.



## Exam





### How well did the exam reflect the syllabus?

Antall svar: 27

Svar	Antall	% av svar	
1	0	0%	0%
2	0	0%	0%
3	4	14.8%	 14.8%
4	11	40.7%	 40.7%
5	12	44.4%	 44.4%





### How difficult did you find the midterm exam?

Antall svar: 27

Svar	Antall	% av svar	
1	4	14.8%	 14.8%
2	6	22.2%	 22.2%
3	12	44.4%	 44.4%
4	5	18.5%	 18.5%
5	0	0%	0%








### How difficult did you find the exam?

Antall svar: 27

Svar	Antall	% av svar	
1	0	0%	0%
2	3	11.1%	 11.1%
3	10	37%	 37%
4	13	48.1%	 48.1%
5	1	3.7%	 3.7%

## How did you prepare for the exam?

Antall svar: 27

Svar	Antall	% av svar	
Weekly exercises	18	66.7%	 66.7%
Previous exams	26	96.3%	 96.3%
Reading in the textbook	16	59.3%	 59.3%
Youtube	6	22.2%	 22.2%
Discuss with my peers	12	44.4%	 44.4%
I did not prepare for the exam	1	3.7%	 3.7%
Other	3	11.1%	 11.1%

## Do you have any comments concerning the exam?

- I found exercise 1 a bit difficult because how stressed my brain was. I also found exercise 3 difficult because I don't feel like I have gotten the opportunity to do enough exercises like that.

# Emneevaluering STK2100

Oppdatert: 12. september 2023 kl. 12:57

## To the responder




This survey is performed by **the Student Council at the Department of Mathematics**. Your reply is anonymous. The Mathematics department is interested in that the students gets as much as possible out of the mathematics courses. The **Student Council's** evaluation of courses is the main way for students to suggest improvements to the education. We therefore ask that you respond seriously and honestly, and take the time you need. We encourage you to use the comments- and opinion fields.

If you have opinions about something not considered in this survey, contact **the Student Council** at [fagutvalg-liste@math.uio.no](mailto:fagutvalg-liste@math.uio.no). Thank you for your contribution.

## Basics




### Gender

Antall svar: 8

Svar	Antall	% av svar	
M	4	50%	 50%
F	3	37.5%	 37.5%
Other	0	0%	0%
I do not wish to respond	1	12.5%	 12.5%




### My age, in years, lies in the interval

Antall svar: 8

Svar	Antall	% av svar	
[0,20]	0	0%	0%
(20,25]	6	75%	 75%
(25,30]	1	12.5%	 12.5%
(30,->)	1	12.5%	 12.5%





## Which study programme do you belong to?

Antall svar: 8

Svar	Antall	% av svar	
Biovitenskap - Bachelor	0	0%	0%
Elektronikk , informatikk og teknologi - Bachelor	0	0%	0%
Fysikk og astronomi - Bachelor	0	0%	0%
Geofysikk og klima - Bachelor	0	0%	0%
Geologi og geografi - Bachelor	0	0%	0%
Informatikk : design , bruk, interaksjon - Bachelor	0	0%	0%
Informatikk : digital økonomi og ledelse - Bachelor	0	0%	0%
Informatikk : programmering og systemarkitektur - Bachelor	0	0%	0%
Informatikk : robotikk og intelligente systemer - Bachelor	0	0%	0%
Informatikk : språkteknologi - Bachelor	0	0%	0%
Kjemi og biokjemi - Bachelor	0	0%	0%
Matematikk med informatikk - Bachelor	6	75%	 75%
Matematikk og økonomi - Bachelor	0	0%	0%
Materialvitenskap for energi . og nanoteknologi - Bachelor	0	0%	0%
Realfag - årsenhet	1	12.5%	 12.5%
Exchange student	0	0%	0%
Other	1	12.5%	 12.5%



## The number of ECTS credits I took this semester lies in the interval

Antall svar: 8

Svar	Antall	% av svar	
[0,10]	1	12.5%	 12.5%
(10,20]	1	12.5%	 12.5%
(20,30]	5	62.5%	 62.5%
(30,->)	1	12.5%	 12.5%




## How often did you check the web page for this course?

Antall svar: 8

Svar	Antall	% av svar	
Once a day	4	50%	 50%
Once a week	4	50%	 50%
Once a month	0	0%	0%
Never	0	0%	0%





## How difficult did you find the course?

Antall svar: 8

Svar	Antall	% av svar	
1	0	0%	0%
2	0	0%	0%
3	3	37.5%	 37.5%
4	3	37.5%	 37.5%
5	2	25%	 25%





## Was this course a priority?

Antall svar: 8

Svar	Antall	% av svar	
1	0	0%	0%
2	1	12.5%	 12.5%
3	1	12.5%	 12.5%
4	1	12.5%	 12.5%
5	5	62.5%	 62.5%

## How many hours did you spend on this course during the week?





Antall svar: 8

Svar	Antall	% av svar	
[0,5)	0	0%	0%
[5,10)	3	37.5%	 37.5%
[10,15)	1	12.5%	 12.5%
[15,20)	3	37.5%	 37.5%
[20,168]	1	12.5%	 12.5%

## Organisation of the course






### How was the information concerning the mandatory assignment?

Antall svar: 8

Svar	Antall	% av svar	
1	1	12.5%	 12.5%
2	0	0%	0%
3	2	25%	 25%
4	4	50%	 50%
5	1	12.5%	 12.5%





## How was the information concerning the final exam?

Antall svar: 8

Svar	Antall	% av svar	
1	1	12.5%	 12.5%
2	1	12.5%	 12.5%
3	2	25%	 25%
4	1	12.5%	 12.5%
5	3	37.5%	 37.5%

## How was your overall impression of the organisation of this course?

Antall svar: 8

Svar	Antall	% av svar	
1	0	0%	0%
2	1	12.5%	 12.5%
3	4	50%	 50%
4	2	25%	 25%
5	1	12.5%	 12.5%






## Do you have any comments concerning the organisation of this course?

- Could have given more resources on the course page.
- Exam was a poor reflection of the course content.

## Lectures

## Did you follow the lectures?

Antall svar: 8







Svar	Antall	% av svar	
1	2	25%	 25%
2	1	12.5%	 12.5%
3	1	12.5%	 12.5%
4	0	0%	 0%
5	4	50%	 50%

## If never or rarely, why?

- Tok kurset ved siden av fulltidsjobb og kunne ikke ta fri i tidsrommet for forelesningene
- I prefer to read the book and learn for myself.






## How was the progress of the lectures?

Antall svar: 8

Svar	Antall	% av svar	
1	0	0%	 0%
2	0	0%	 0%
3	5	62.5%	 62.5%
4	0	0%	 0%
5	1	12.5%	 12.5%
Did not attend	2	25%	 25%

## How was the lecturer's presentation of the curriculum?

Antall svar: 7

Svar	Antall	% av svar	
1	1	14.3%	 14.3%
2	0	0%	 0%
3	4	57.1%	 57.1%
4	0	0%	 0%
5	2	28.6%	 28.6%



## Would you feel comfortable asking questions to the lecturer?

Antall svar: 8

Svar	Antall	% av svar	
Yes, no problem	4	50%	50%
It's okay	1	12.5%	12.5%
Not so much	2	25%	25%
No	0	0%	0%
Don't know	1	12.5%	12.5%

## What was your overall impression of the lectures?

Antall svar: 7

Svar	Antall	% av svar	
1	1	14.3%	14.3%
2	0	0%	0%
3	3	42.9%	42.9%
4	1	14.3%	14.3%
5	2	28.6%	28.6%






## Do you have any other comments about the lectures?

- Foreleser burde tatt seg tid til å møte i de første forelesningene istedenfor å si at vi skulle se på opptaket fra 2022.
- Forelesningsvideoene fra 2022 var veldig bra. De bør tilrettelegges sånn at de kan legges ut igjen som supplerende undervisningsmateriell.
- Veldig fornøyd med bruk av både slides og tavle

## Weekly exercises and group/planery sessions

## Do you attend the group/planery sessions?

Antall svar: 8




Svar	Antall	% av svar	
1	2	25%	 25%
2	1	12.5%	 12.5%
3	1	12.5%	 12.5%
4	3	37.5%	 37.5%
5	1	12.5%	 12.5%

## If rare or never, why?

- Tok kurset ved siden av fulltidsjobb og kunne ikke ta fri hver uke i tidsrommet for fellesregningstimene
- I prefer to work through the curriculum by myself.




## How difficult did you find the weekly exercises?

Antall svar: 8

Svar	Antall	% av svar	
1	0	0%	0%
2	0	0%	0%
3	4	50%	 50%
4	2	25%	 25%
5	2	25%	 25%
Did not do any	0	0%	0%

## How was the workload of the weekly exercises?

Antall svar: 8

Svar	Antall	% av svar	
1	0	0%	0%
2	0	0%	0%
3	4	50%	 50%
4	3	37.5%	 37.5%
5	1	12.5%	 12.5%




## Do you have any other comments concerning the exercises?

- They were quite hard.

## Mandatory assignment




### How difficult did you find the assignment?

Antall svar: 8

Svar	Antall	% av svar	
1	0	0%	0%
2	1	12.5%	 12.5%
3	5	62.5%	 62.5%
4	2	25%	 25%
5	0	0%	0%



### How fitting was the assignment for the curriculum?

Antall svar: 8

Svar	Antall	% av svar	
1	0	0%	0%
2	0	0%	0%
3	2	25%	 25%
4	1	12.5%	 12.5%
5	5	62.5%	 62.5%





### How was the amount of work compared to the assigned time?

Antall svar: 8

Svar	Antall	% av svar	
1	0	0%	0%
2	0	0%	0%
3	7	87.5%	 87.5%
4	0	0%	0%
5	1	12.5%	 12.5%

## How did you find the feedback on the assignment?

Antall svar: 8

Svar	Antall	% av svar	
1	0	0%	0%
2	1	12.5%	 12.5%
3	3	37.5%	 37.5%
4	1	12.5%	 12.5%
5	3	37.5%	 37.5%




## Do you have any other comments concerning the mandatory assignment?

Dette spørsmålet har ingen svar

## Syllabus

### What was your overall impression of the syllabus?

Antall svar: 8

Svar	Antall	% av svar	
1	0	0%	0%
2	0	0%	0%
3	4	50%	 50%
4	2	25%	 25%
5	2	25%	 25%






## Do you have any other comments concerning the textbook?

- It was quite difficult book, but I got used to this throughout the semester. Some of the excercises in it were crazy difficult though.

## Exam






## How well did the exam reflect the syllabus?

Antall svar: 8

Svar	Antall	% av svar	
1	2	25%	 25%
2	0	0%	 0%
3	3	37.5%	 37.5%
4	1	12.5%	 12.5%
5	2	25%	 25%






## How difficult did you find the midterm exam?

Antall svar: 3

Svar	Antall	% av svar	
1	0	0%	 0%
2	0	0%	 0%
3	3	100%	 100%
4	0	0%	 0%
5	0	0%	 0%







## How difficult did you find the exam?

Antall svar: 8

Svar	Antall	% av svar	
1	0	0%	 0%
2	0	0%	 0%
3	2	25%	 25%
4	2	25%	 25%
5	4	50%	 50%

## How did you prepare for the exam?

Antall svar: 8

Svar	Antall	% av svar	
Weekly exercises	5	62.5%	 62.5%
Previous exams	8	100%	 100%
Reading in the textbook	8	100%	 100%
Youtube	4	50%	 50%
Discuss with my peers	4	50%	 50%
I did not prepare for the exam	0	0%	0%
Other	2	25%	 25%

## Do you have any comments concerning the exam?

- Jeg synes det var en ganske rettferdig eksamen, selv om jeg opplevde den som litt vanskelig. Det var flere oppgaver som gjorde at jeg fikk vist at jeg har en grunnleggende praktisk forståelse. De mer teoretiske matematikkoppgavene fikk jeg ikke helt til, rett og slett fordi jeg ikke hadde hatt nok tid til å gjøre slike oppgaver på forhånd.
- Problem 2 var noe uventet. Synes også foreleser hadde det alt for travelt på runden i Silurveien. Ellers fornøyd. God sommer!

# Emneevaluering STK2130

Oppdatert: 12. september 2023 kl. 12:54

## To the responder




This survey is performed by **the Student Council at the Department of Mathematics**. Your reply is anonymous. The Mathematics department is interested in that the students gets as much as possible out of the mathematics courses. The **Student Council's** evaluation of courses is the main way for students to suggest improvements to the education. We therefore ask that you respond seriously and honestly, and take the time you need. We encourage you to use the comments- and opinion fields.

If you have opinions about something not considered in this survey, contact **the Student Council** at [fagutvalg-liste@math.uio.no](mailto:fagutvalg-liste@math.uio.no). Thank you for your contribution.

## Basics




### Gender

Antall svar: **13**

Svar	Antall	% av svar	
M	6	46.2%	 46.2%
F	6	46.2%	 46.2%
Other	0	0%	0%
I do not wish to respond	1	7.7%	 7.7%






### My age, in years, lies in the interval

Antall svar: **13**

Svar	Antall	% av svar	
[0,20]	0	0%	0%
(20,25]	9	69.2%	 69.2%
(25,30]	1	7.7%	 7.7%
(30,->)	3	23.1%	 23.1%

## Which study programme do you belong to?





Antall svar: 13

Svar	Antall	% av svar	
Biovitenskap - Bachelor	0	0%	0%
Elektronikk , informatikk og teknologi - Bachelor	0	0%	0%
Fysikk og astronomi - Bachelor	0	0%	0%
Geofysikk og klima - Bachelor	0	0%	0%
Geologi og geografi - Bachelor	0	0%	0%
Informatikk : design , bruk, interaksjon - Bachelor	0	0%	0%
Informatikk : digital økonomi og ledelse - Bachelor	0	0%	0%
Informatikk : programmering og systemarkitektur - Bachelor	1	7.7%	 7.7%
Informatikk : robotikk og intelligente systemer - Bachelor	0	0%	0%
Informatikk : språkteknologi - Bachelor	0	0%	0%
Kjemi og biokjemi - Bachelor	0	0%	0%
Matematikk med informatikk - Bachelor	6	46.2%	 46.2%
Matematikk og økonomi - Bachelor	4	30.8%	 30.8%
Materialvitenskap for energi . og nanoteknologi - Bachelor	0	0%	0%
Realfag - årsenhet	1	7.7%	 7.7%
Exchange student	1	7.7%	 7.7%
Other	0	0%	0%





## The number of ECTS credits I took this semester lies in the interval

Antall svar: 13

Svar	Antall	% av svar	
[0,10]	2	15.4%	 15.4%
(10,20]	2	15.4%	 15.4%
(20,30]	7	53.8%	 53.8%
(30,->)	2	15.4%	 15.4%




## How often did you check the web page for this course?

Antall svar: 13

Svar	Antall	% av svar	
Once a day	5	38.5%	 38.5%
Once a week	8	61.5%	 61.5%
Once a month	0	0%	0%
Never	0	0%	0%






## How difficult did you find the course?

Antall svar: 13

Svar	Antall	% av svar	
1	0	0%	0%
2	2	15.4%	 15.4%
3	10	76.9%	 76.9%
4	0	0%	0%
5	1	7.7%	 7.7%





## Was this course a priority?

Antall svar: 13

Svar	Antall	% av svar	
1	1	7.7%	 7.7%
2	1	7.7%	 7.7%
3	3	23.1%	 23.1%
4	4	30.8%	 30.8%
5	4	30.8%	 30.8%

## How many hours did you spend on this course during the week?




Antall svar: 13

Svar	Antall	% av svar	
[0,5)	1	7.7%	 7.7%
[5,10)	8	61.5%	 61.5%
[10,15)	3	23.1%	 23.1%
[15,20)	0	0%	0%
[20,168]	1	7.7%	 7.7%

## Organisation of the course





### How was the information concerning the mandatory assignment?

Antall svar: 13

Svar	Antall	% av svar	
1	0	0%	0%
2	0	0%	0%
3	1	7.7%	 7.7%
4	6	46.2%	 46.2%
5	6	46.2%	 46.2%




## How was the information concerning the final exam?

Antall svar: 13

Svar	Antall	% av svar	
1	1	7.7%	 7.7%
2	1	7.7%	 7.7%
3	0	0%	0%
4	4	30.8%	 30.8%
5	7	53.8%	 53.8%

## How was your overall impression of the organisation of this course?

Antall svar: 13

Svar	Antall	% av svar	
1	0	0%	0%
2	1	7.7%	 7.7%
3	0	0%	0%
4	6	46.2%	 46.2%
5	6	46.2%	 46.2%




## Do you have any comments concerning the organisation of this course?

- Tom Lindstrøm is a good professor
- It was great. Some problems with recordings, but otherwise good.

## Lectures

## Did you follow the lectures?

Antall svar: 13





Svar	Antall	% av svar	
1	1	7.7%	 7.7%
2	0	0%	0%
3	0	0%	0%
4	4	30.8%	 30.8%
5	8	61.5%	 61.5%

## If never or rarely, why?

- Just retook the exam




## How was the progress of the lectures?

Antall svar: 13

Svar	Antall	% av svar	
1	0	0%	0%
2	0	0%	0%
3	7	53.8%	 53.8%
4	4	30.8%	 30.8%
5	1	7.7%	 7.7%
Did not attend	1	7.7%	 7.7%

## How was the lecturer's presentation of the curriculum?

Antall svar: 13

Svar	Antall	% av svar	
1	0	0%	0%
2	0	0%	0%
3	2	15.4%	 15.4%
4	5	38.5%	 38.5%
5	6	46.2%	 46.2%

## Would you feel comfortable asking questions to the lecturer?

Antall svar: 13

Svar	Antall	% av svar	
Yes, no problem	7	53.8%	53.8%
It's okay	2	15.4%	15.4%
Not so much	3	23.1%	23.1%
No	0	0%	0%
Don't know	1	7.7%	7.7%

## What was your overall impression of the lectures?

Antall svar: 13

Svar	Antall	% av svar	
1	0	0%	0%
2	1	7.7%	7.7%
3	3	23.1%	23.1%
4	3	23.1%	23.1%
5	6	46.2%	46.2%

## Do you have any other comments about the lectures?

- I followed them online.

## Plenary sessions

### Do you attend the plenary sessions?

Antall svar: 13





Svar	Antall	% av svar	
1	6	46.2%	46.2%
2	2	15.4%	15.4%
3	2	15.4%	15.4%
4	2	15.4%	15.4%
5	1	7.7%	7.7%

## If never or rarely, why?

- Just retook the exam
- I'm an athlete so I don't have time
- I prefer to work through the curriculum myself.
- Exercises usually went fine
- i did not think they were useful

## How well did the teacher in charge of the plenary sessions explain the exercises?

Antall svar: 13

Svar	Antall	% av svar	
1	1	7.7%	 7.7%
2	0	0%	0%
3	9	69.2%	 69.2%
4	2	15.4%	 15.4%
5	1	7.7%	 7.7%






## Do you have any comments about the plenary sessions?

Dette spørsmålet har ingen svar

## Weekly exercises




### How difficult did you find the weekly exercises?

Antall svar: 13

Svar	Antall	% av svar	
1	0	0%	0%
2	1	7.7%	 7.7%
3	6	46.2%	 46.2%
4	3	23.1%	 23.1%
5	1	7.7%	 7.7%
Did not do any	2	15.4%	 15.4%

## How was the workload of the weekly exercises?

Antall svar: 13

Svar	Antall	% av svar	
1	0	0%	0%
2	0	0%	0%
3	10	76.9%	 76.9%
4	2	15.4%	 15.4%
5	1	7.7%	 7.7%




## Do you have any other comments concerning the exercises?

- Exercises didn't line up with exam style questions
- Liked them!
- I think they were not similar to the ones sked in the exam, they were too much theoretical and i don't see the point in giving such different excercise

## Mandatory assignments

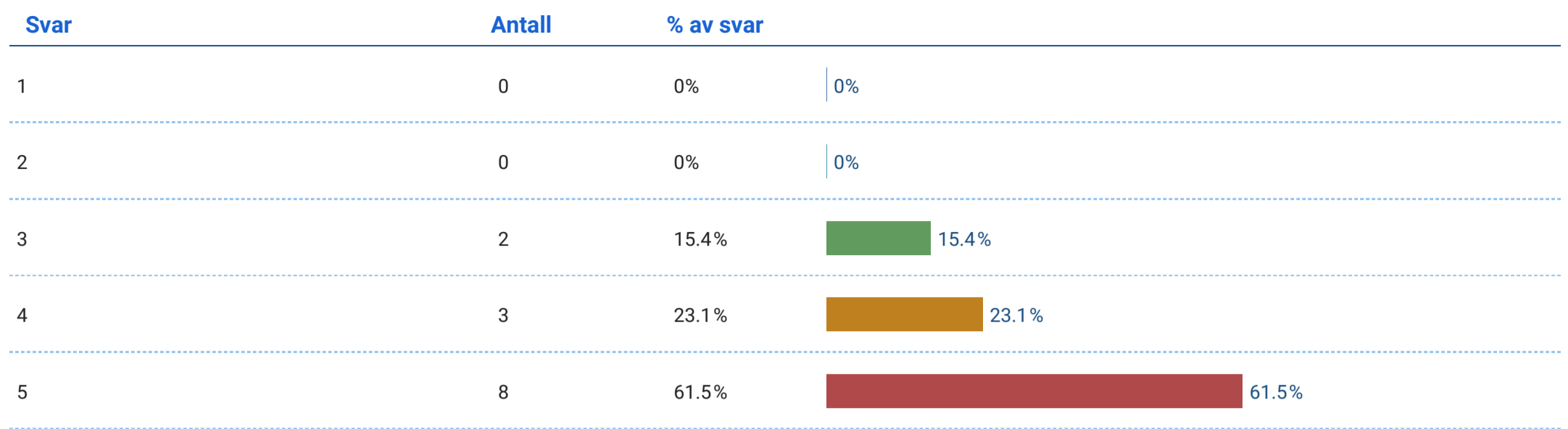
### How difficult did you find the assignments?

Antall svar: 13

Svar	Antall	% av svar	
1	0	0%	0%
2	3	23.1%	 23.1%
3	5	38.5%	 38.5%
4	5	38.5%	 38.5%
5	0	0%	0%

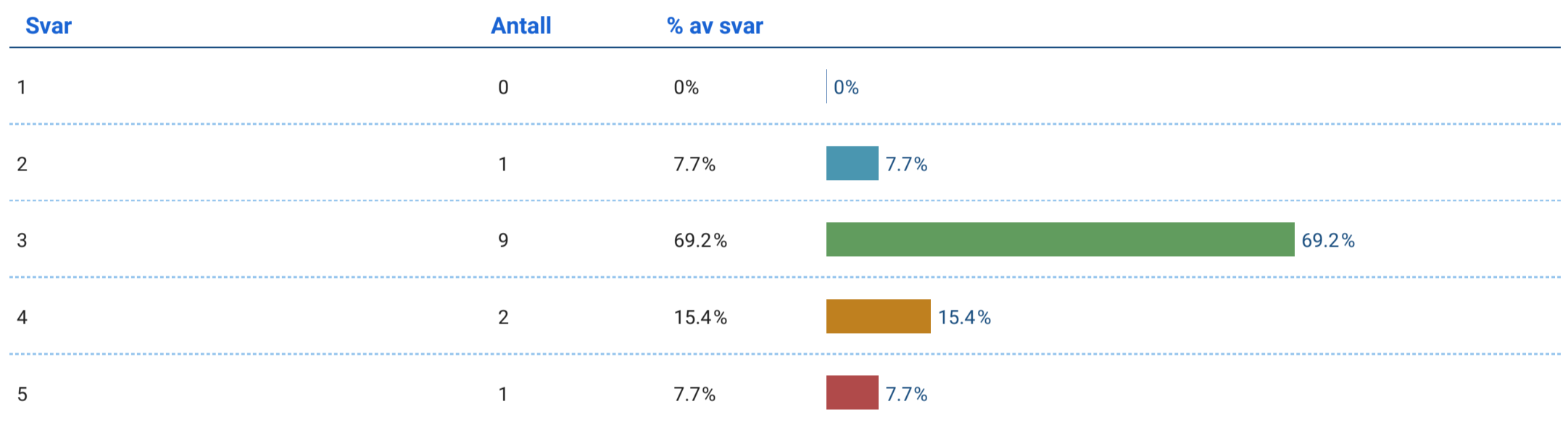
## How fitting was the assignments for the curriculum?

Antall svar: 13



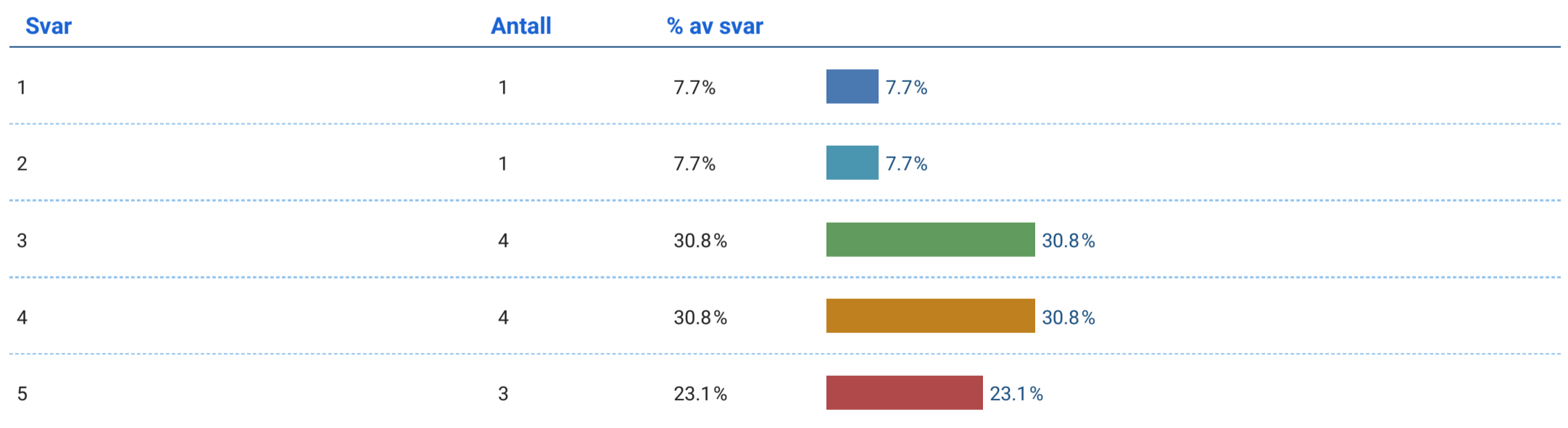
## How was the amount of work compared to the assigned time?

Antall svar: 13



## How did you find the feedback on the assignments?

Antall svar: 13






## Do you have any other comments concerning the mandatory assignment?

Dette spørsmålet har ingen svar



## What was your overall impression of the syllabus?

Antall svar: 13

Svar	Antall	% av svar	
1	0	0%	0%
2	0	0%	0%
3	3	23.1%	 23.1%
4	6	46.2%	 46.2%
5	4	30.8%	 30.8%





## Do you have any other comments concerning the textbook?

- Perhaps a little too long with all the examples stuffed in, but skipping some of these the book was quite fine and understandable.

## Exam




### How well did the exam reflect the syllabus?

Antall svar: 13

Svar	Antall	% av svar	
1	0	0%	0%
2	1	7.7%	 7.7%
3	2	15.4%	 15.4%
4	5	38.5%	 38.5%
5	5	38.5%	 38.5%







### How difficult did you find the exam?

Antall svar: 13

Svar	Antall	% av svar	
1	0	0%	0%
2	0	0%	0%
3	8	61.5%	 61.5%
4	3	23.1%	 23.1%
5	2	15.4%	 15.4%

## How did you prepare for the exam?

Antall svar: 13

Svar	Antall	% av svar	
Weekly exercises	7	53.8%	 53.8%
Previous exams	13	100%	 100%
Reading in the textbook	12	92.3%	 92.3%
Youtube	2	15.4%	 15.4%
Discuss with my peers	2	15.4%	 15.4%
I did not prepare for the exam	0	0%	0%
Other	1	7.7%	 7.7%

## Do you have any comments concerning the exam?

- how to write the exam question with answer
- Far too different from previous exams
- I think it was okay, but i woul have liked that it would have covered more parts of the curriculum