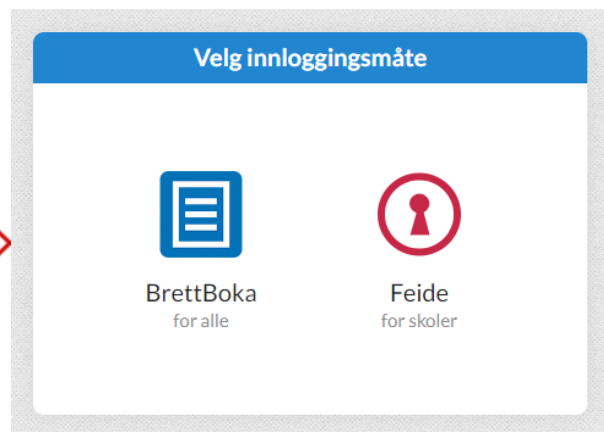


Guide for Digital Copy of Textbooks for Norwegian Level 1-3

1. Go to brettboka.no/
 - a. If you go to this website in Google Chrome, a pop up will come up to translate the page to English.
 - b. If you do not have Chrome or the pop up does not come up, the below instructions are using the Norwegian website.
2. On the top right corner of the page, click **Logg Inn**.
3. You will want to click the option on the left, **BrettBoka for alle**. Then click Ny bruker on the bottom right of the box that appears.



4. Fill out your information to create an account

Ny brukerkonto

Full Name

email

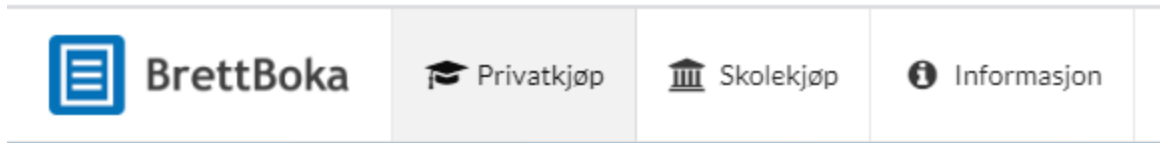
Student

Jeg aksepterer BrettBokas bruksvilkår.

Opprett konto

5. You will then get an email with a link to create your password.
6. Once you have created your password, go back to *Logg Inn*, select *BrettBoka for alle*, and enter your username and password.

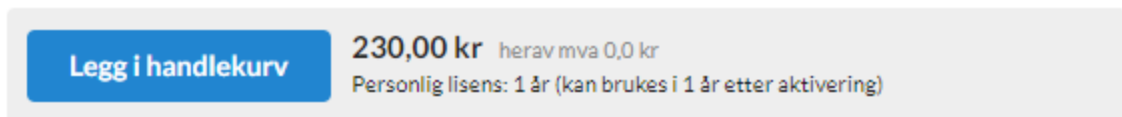
7. On the top left side of the screen, select **Privatkjøp**



8. On the far right side of the screen, click the **Søk** box to search. In the search bar that appears, copy and paste the book title from the list below. Then select the correct book, checking the course description page for your level for the title, year, and author. You will be buying both the tekstbok and arbeidsbok.



- Level 1 Book: *På vei*
 - Level 2 Book: *Stein på stein*
 - Level 3 Book: *Her på berget*
9. Select the tekstbok or arbeidsbok you are looking for, click **Legg i handlekurv** to add to cart.



10. You will be brought to your cart. Click **Fortsett å handle** to continue shopping. Go through steps 8-9 again to add the other book (arbeidsbok or tekstbok) to your cart as well.



11. Once you have both the tekstbok and arbeidsbok in your cart, click **Gå til betaling** to go to payment.

12. Enter your payment information and click **Fullfør** to pay.

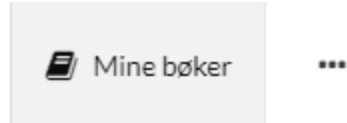
Kortnummer	CVC	Utløp (MM / YY)	
xxxxxxxxxxxxxxxx	xxx	mm	yy

Jeg aksepterer BrettBokas [salgsbetingelser](#) og [bruksvilkår](#).

Fullfør

How to Access Purchased Books

To access your book throughout the semester, log-in to BrettBoka and go to ***Mine bøker*** on the top right corner of the page



You will have access to the book for 1 year beginning the date you buy the book.