



Future

workshop

IN5510

14. September 2018

# Future workshop

- Critique phase
  - Brainstorm-ish
  - Make a *subjective* list over current issues worthy of critique in today's society
  - These critiques should not be antagonised or discussed
- Fantasy phase
  - Brainstorm-ish (still)
  - The critiques should be turned into their positive counterparts
  - The feasibility of these suggestions is irrelevant
- Realisation phase
  - The fantasy visions should form the base for a development plan. Here, the participants discuss what needs to be done in order to realise the vision, given current technological and bureaucratic circumstances

# future workshop

Phase	2-day schedule	1-day schedule	1/2-day schedule
<u>Preparation phase</u> Designing the room, introducing the Theme and working method	1 h	1/2 h	1/2 h
<u>Critique phase</u> Creating a richer; common image Of the problematic situation	4 h	2 1/2 h	1 h
<u>Fantasy phase</u> Generating visions of an improved Situation without restrictions	6 h	2 h	1 1/2 h
<u>Realization phase</u> Bringing the visions down to earth and Developing a plan	4 h	2 h	1 1/2 h
<u>Follow-Up Phase</u>			

# Agenda

- Preparation phase 5 minutes
- Critique phase 20 minutes
- Fantasy phase 30 minutes
- Realisation phase 20 minutes
- Follow-up phase 5 minutes

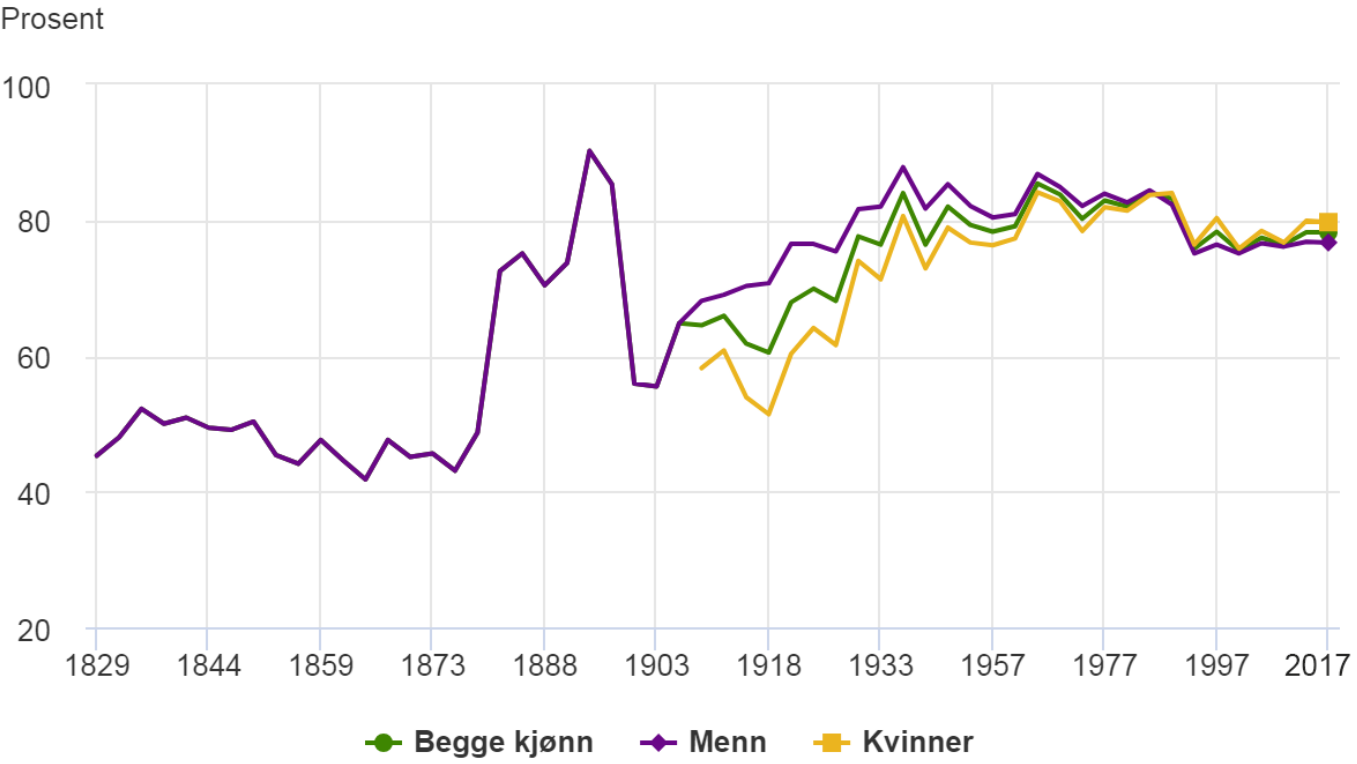
# Theme

Engageing the young  
generations of voters

*Engasjere unge velgere*

<https://www.ssb.no/valg/nokkeltall/fakta-om-stortingsvalg>

# Valgdeltakelsen, 1829-2017



1936: 84,0%	Menn 87,8%	Kvinner 80,6%
1945: 76,4%	Menn 81,7%	Kvinner 72,9%
1965: 85,4%	Menn 86,8%	Kvinner 84,1%
1989: 83,2%	Menn 82,3%	Kvinner 84,0%
2005: 77,4%	Menn 76,6%	Kvinner 78,4%
2013: 78,2%	Menn 76,8%	Kvinner 79,9%
2017: 78,2%	Menn 76,7%	Kvinner 79,9%

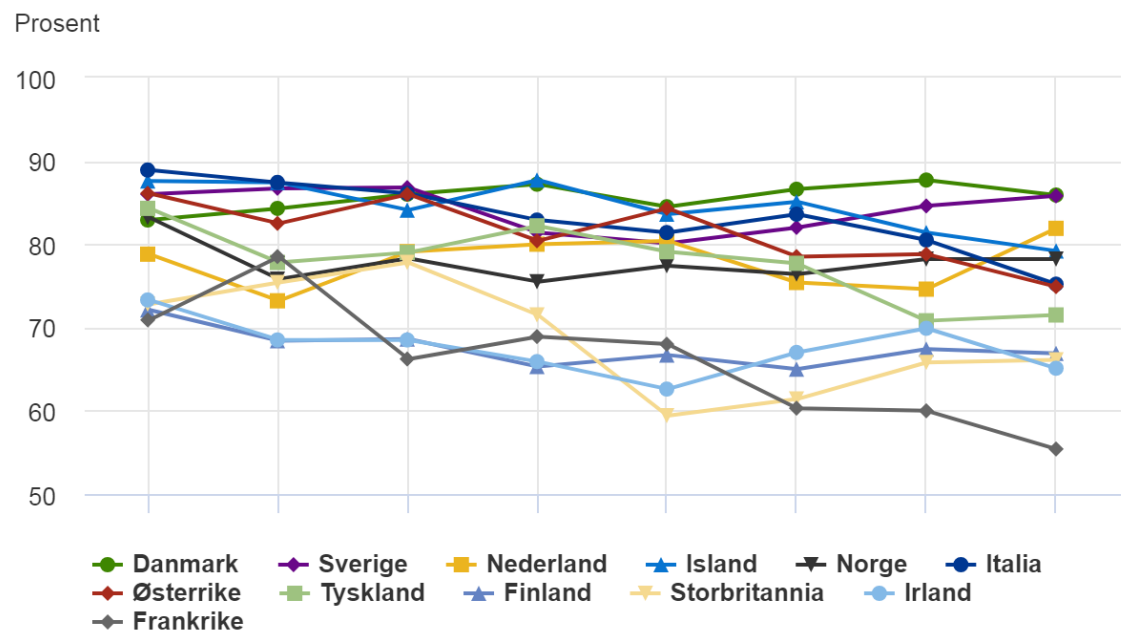
Kilde: Statistikkbank-tabell 11590, Statistisk sentralbyrå.

Italia: 88,9%
Sverige: 86,0%
Frankrike: 72,8%
Norge: 84,0%
Danmark: 82,9%
Finland: 72,1%

8. Siste  
←  
Siste  
→

Italia: 75,2%
Sverige: 85,8%
Frankrike: 55,4%
Norge: 78,2%
Danmark: 85,9%
Finland: 66,9%

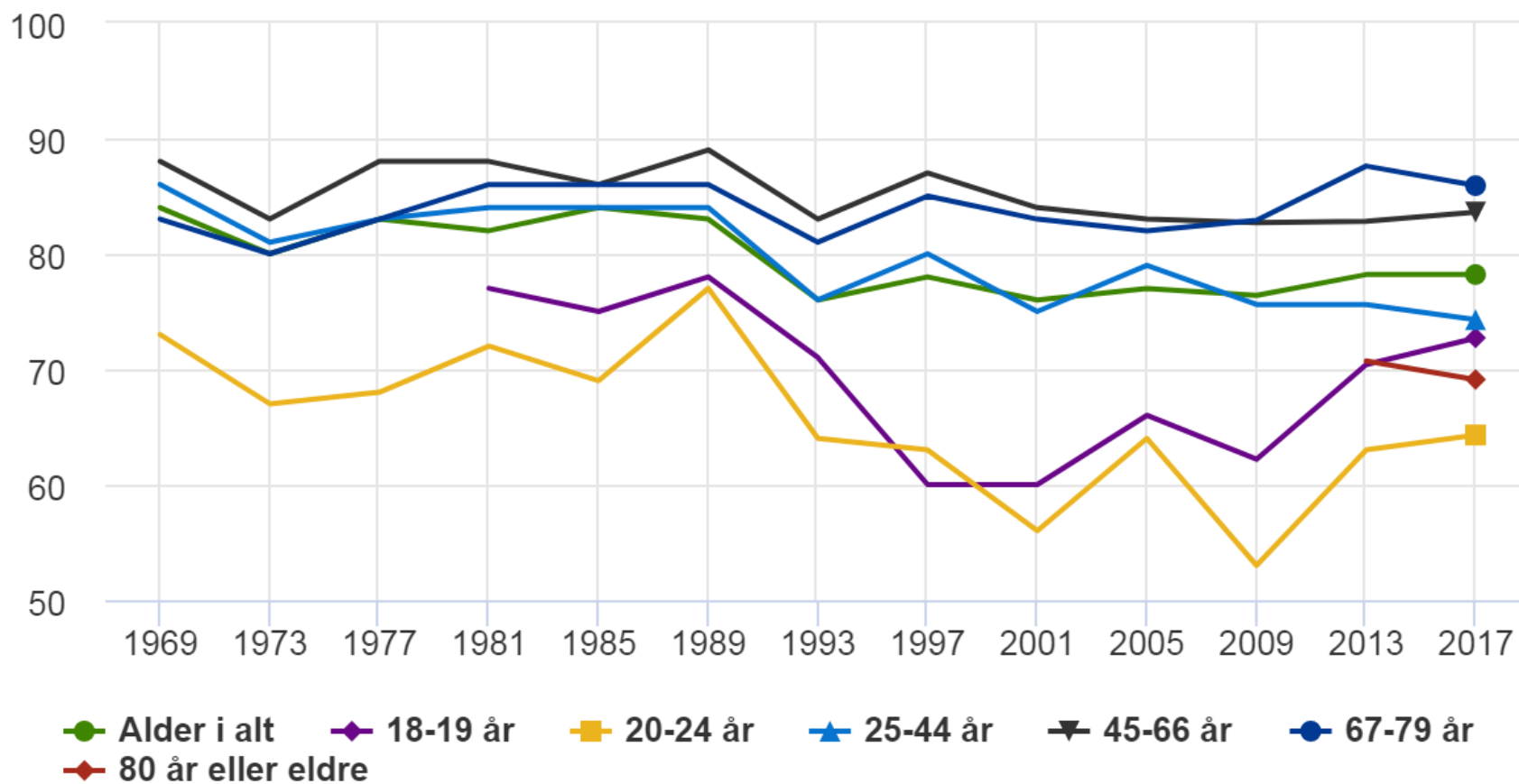
## Valgdeltakelse utvalgte land. 8 siste valg



Kilde: The International Institute for Democracy and Electoral Assistance (International IDEA).

## Valgdeltakelse etter alder, 1969-2017

Prosent



1981

18-19 år: 77%

20-24 år: 72%

25-44 år: 84%

45-66 år: 88%

67-79 år: 86%

80+ år: UKJENT

2017

18-19 år: 72,2%

20-24 år: 64,3%

25-44 år: 74,3%

45-66 år: 83,6%

67-79 år: 85,9%

80+ år: 69,1%

Kilde: Statistikkbank-tabell 11581, Statistisk sentralbyrå.

# Preparation phase

5 minutes



# Critique phase

20 minutes

# Fantasy phase

30 minutes

# Realisation phase

20 minutes

# «Follow-up phase»

(summing up)

Was anything difficult or unclear?

How is future workshop a good tool for participation?

Any other questions?