

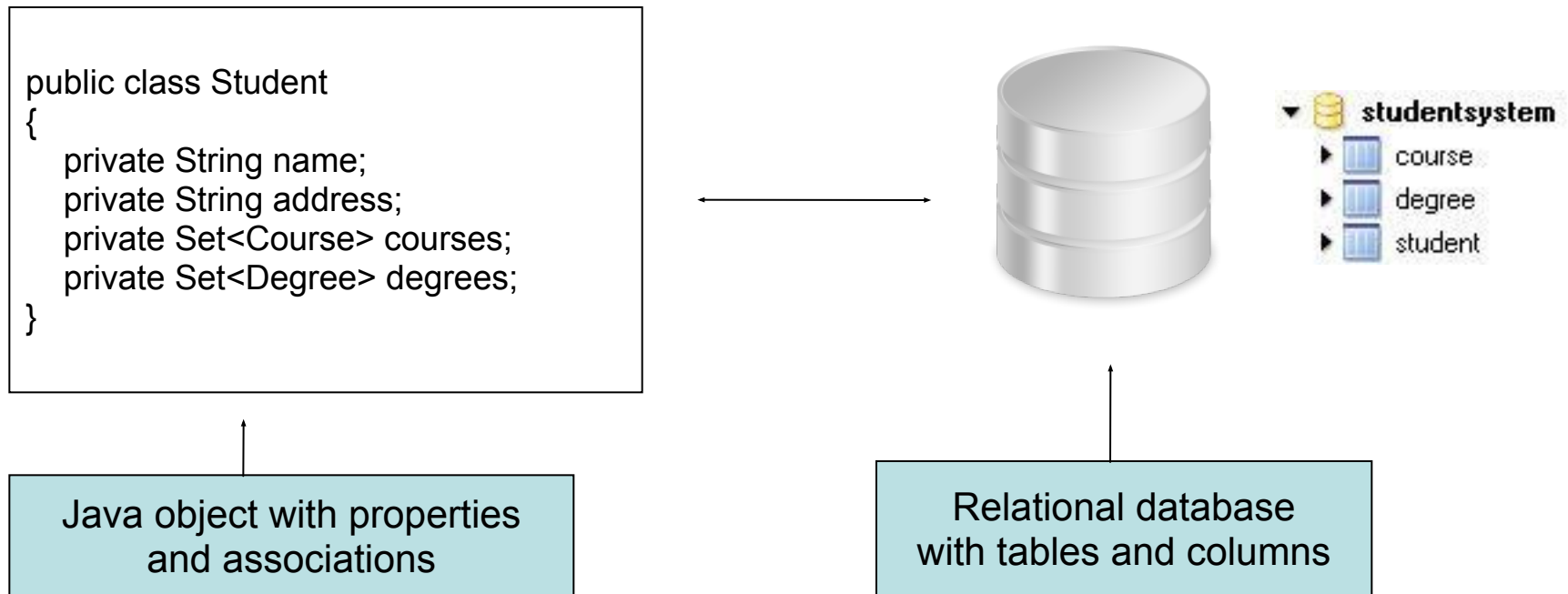


# Object Relational Mapping (ORM) and Hibernate

INF5750/9750 - Lecture 2 (Part III)

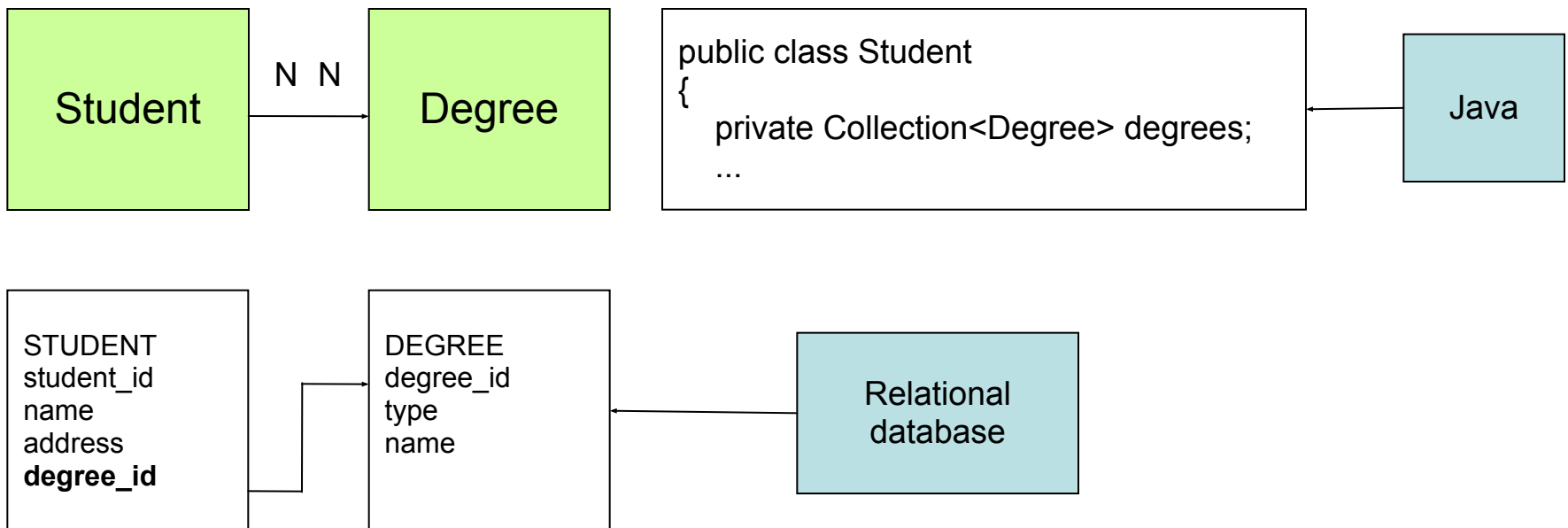
# Problem area

- When working with object-oriented systems, there's a mismatch between the *object model* and the *relational database*
- How do we map one to the other?



# Problem area

- How to map associations between objects?
  - References are directional, foreign keys not
  - Foreign keys can't represent many-to-many associations



# Need for ORM

- Write SQL conversion methods by hand using JDBC
  - Tedious and requires lots of code
  - Extremely error-prone
  - Non-standard SQL ties the application to specific databases
  - Vulnerable to changes in the object model
  - Difficult to represent associations between objects

```
public void addStudent( Student student )
{
    String sql = "INSERT INTO student ( name, address ) VALUES ( " +
        student.getName() + ", " + student.getAddress() + " )";

    // Initiate a Connection, create a Statement, and execute the query
}
```

Student

Course

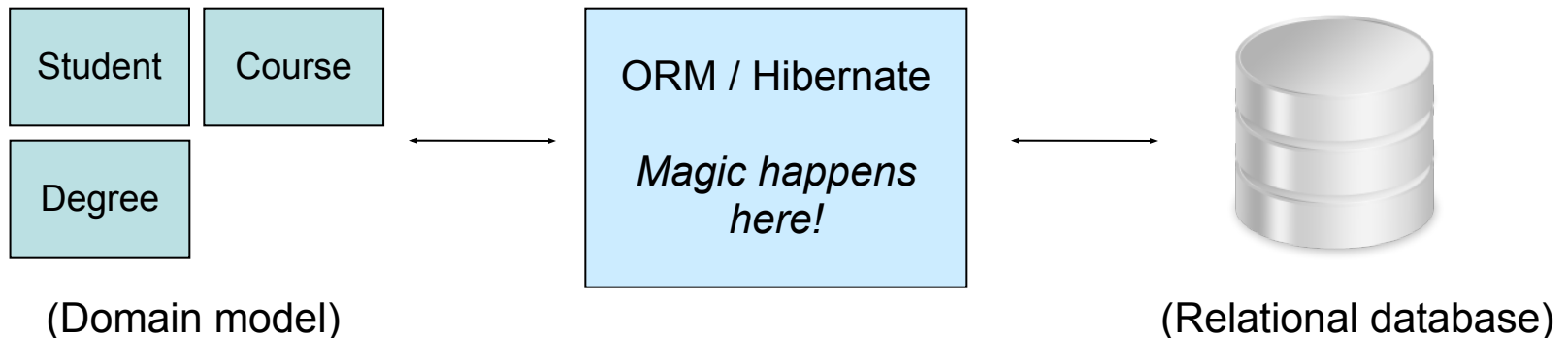
Degree

# Approaches to ORM

- Use Java serialization – write application state to a file
  - Can only be accessed as a whole
  - Not possible to access single objects
- Object oriented database systems
  - No complete query language implementation exists
  - Lacks necessary features

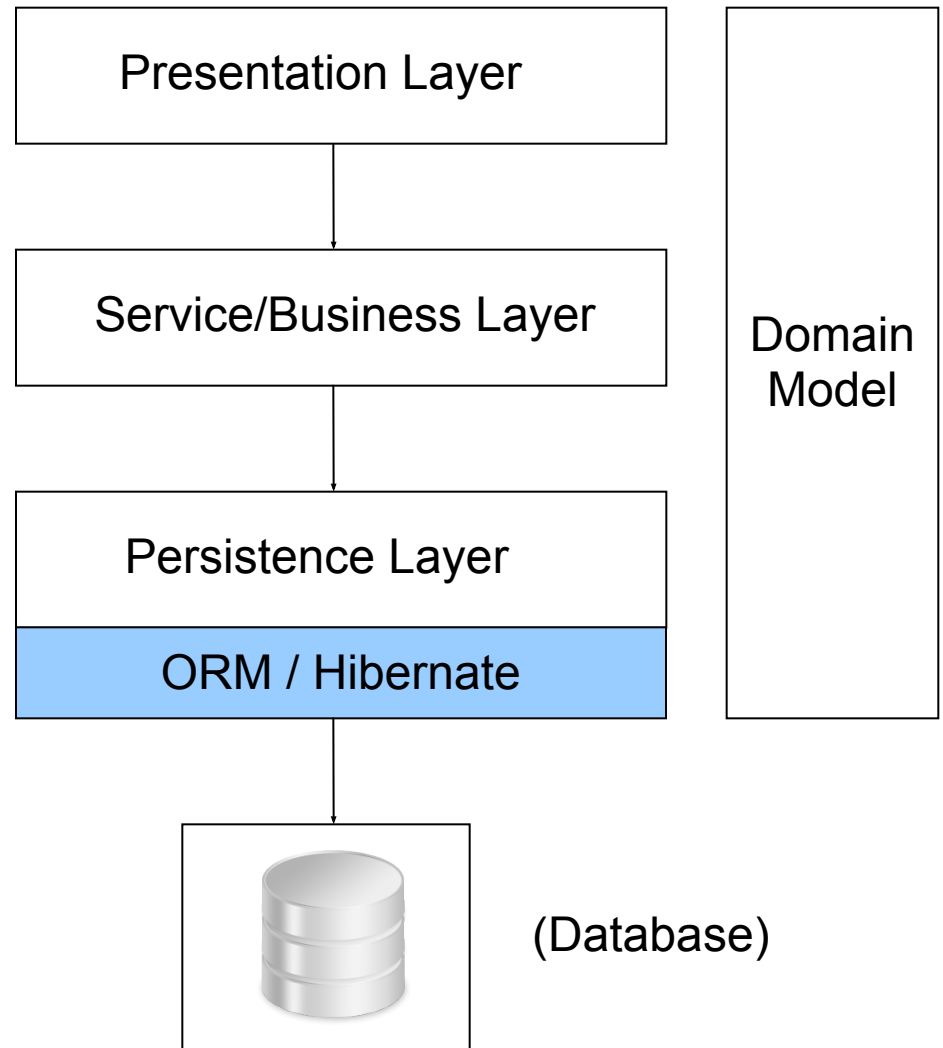
# The preferred solution

- Use a *Object-Relational Mapping System* (eg. Hibernate)
- Provides a simple API for storing and retrieving Java objects directly to and from the database
- *Non-intrusive*: No need to follow specific rules or design patterns
- *Transparent*: Your object model is unaware

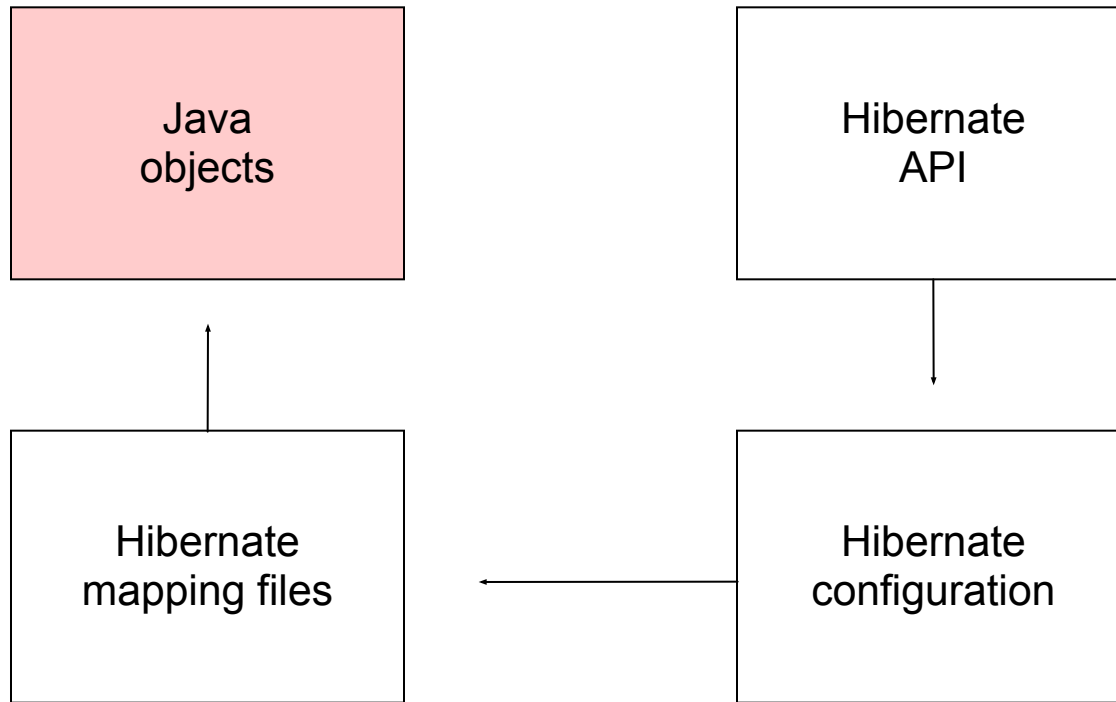


# ORM and Architecture

- Middleware that manages persistence
- Provides an abstraction layer between the domain model and the database



# Example app: The EventManager





# Java objects (POJO)

Identifier property  
(optional)

No-argument constructor  
(required)

Declare accessors and mutators for  
persistent fields (optional)

- Properties need *not* be declared public - Hibernate can persist a property with a default, protected or private get / set pair.

Prefer non-final classes  
(optional)

```
public class Event
{
    private int id;
    private String title;
    private Date date;
    private Set<Person> persons = new HashSet<Person>();

    public Event() {
    }

    public int getId() {
        return id;
    }

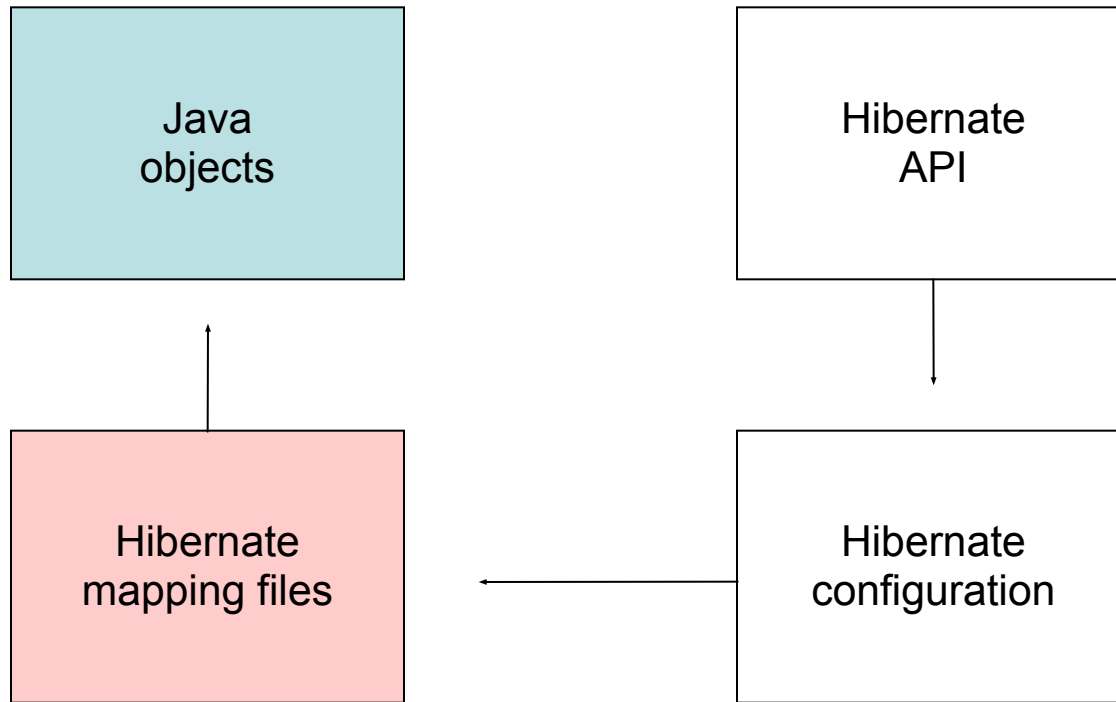
    private void setId( int id ) {
        this.id = id;
    }

    public String getTitle() {
        return title;
    }

    public void setTitle( String title ) {
        this.title = title;
    }

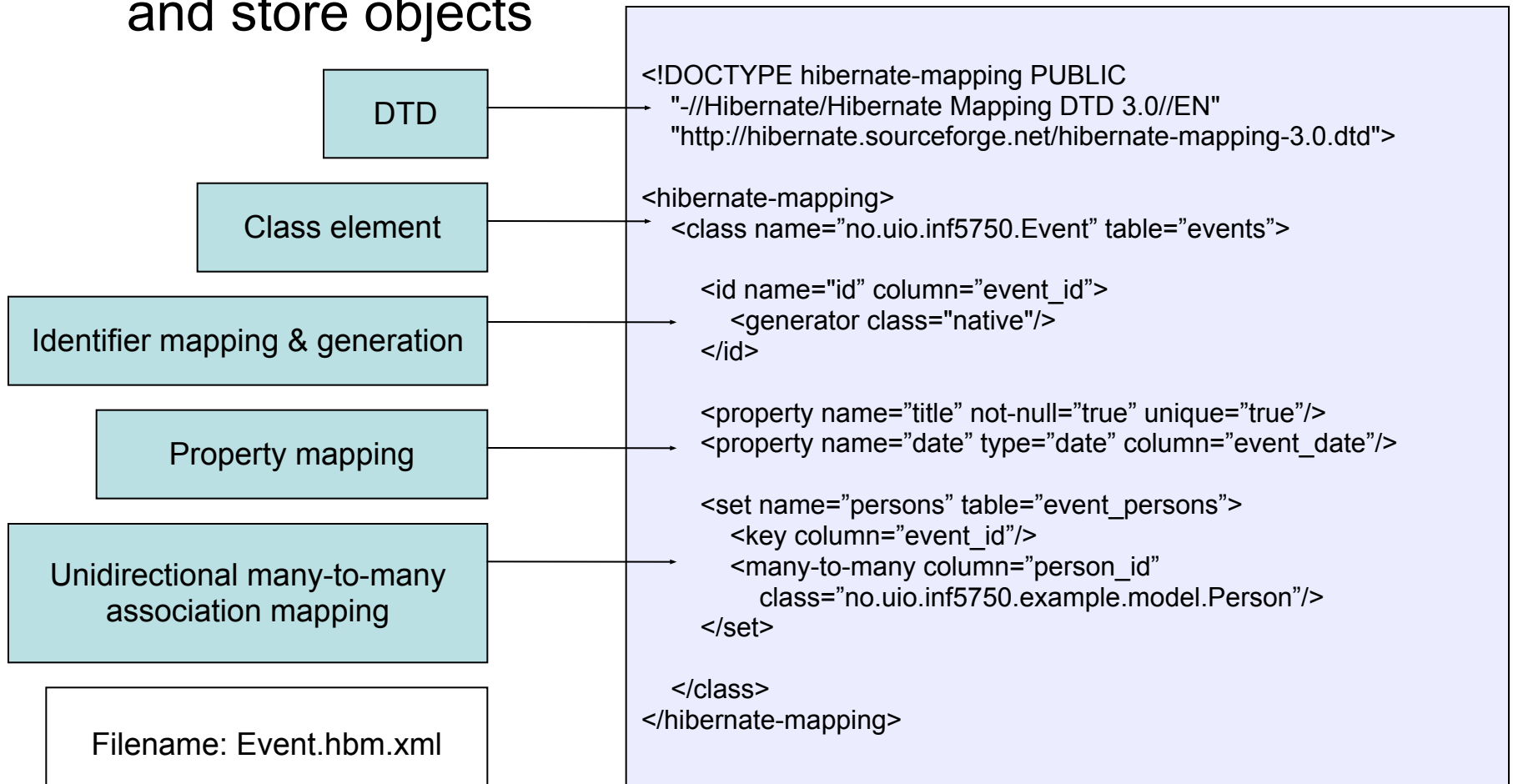
    // Getter and setter for date and persons
}
```

# Example app: The EventManager



# Hibernate mapping files

- Tells Hibernate which tables and columns to use to load and store objects



# Property mapping

The name property refers to the get/set-methods

Title must be not null and unique

```
...  
<property name="title" not-null="true" unique="true"/>  
<property name="date" type="Date" column="event_date"/>  
...
```

Types are Hibernate mapping types.  
Hibernate will guess if no type is specified.

Property name used as default if no column is specified

# Association mapping

The name property refers to the get/set-methods

Many-to-many associations require a link table

Column name for "this" side of association

Column name for "other" side of association

```
...  
<set name="persons" table="event_persons">  
  <key column="event_id"/>  
  <many-to-many column="person_id"  
    class="no.uio.inf5750.example.model.Person"/>  
</set>  
...
```

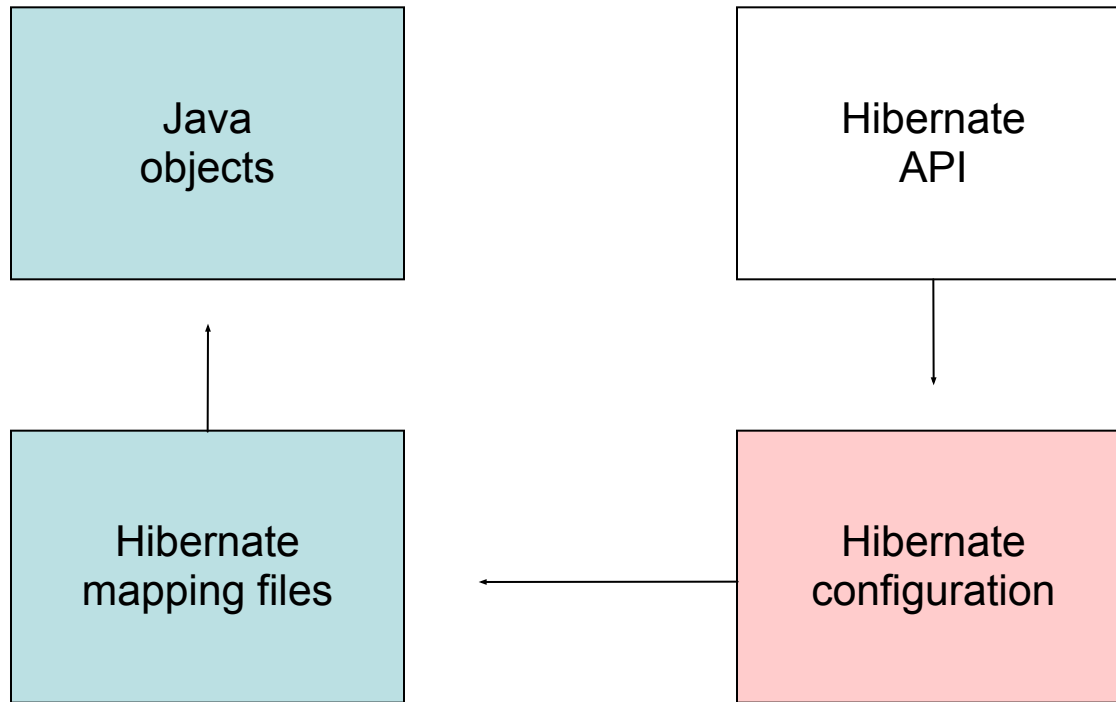
Reference to the associated class

# Hibernate mapping types

- Hibernate will translate Java types to SQL / database types for the properties of your mapped classes

Java type	Hibernate type	SQL type
java.lang.String	string	VARCHAR
java.util.Date	date, time	DATE, TIME
java.lang.Integer, int	integer	INT
java.lang.Class	class	varchar
java.io.Serializable	serializable	BLOB, BINARY

# Example app: The EventManager

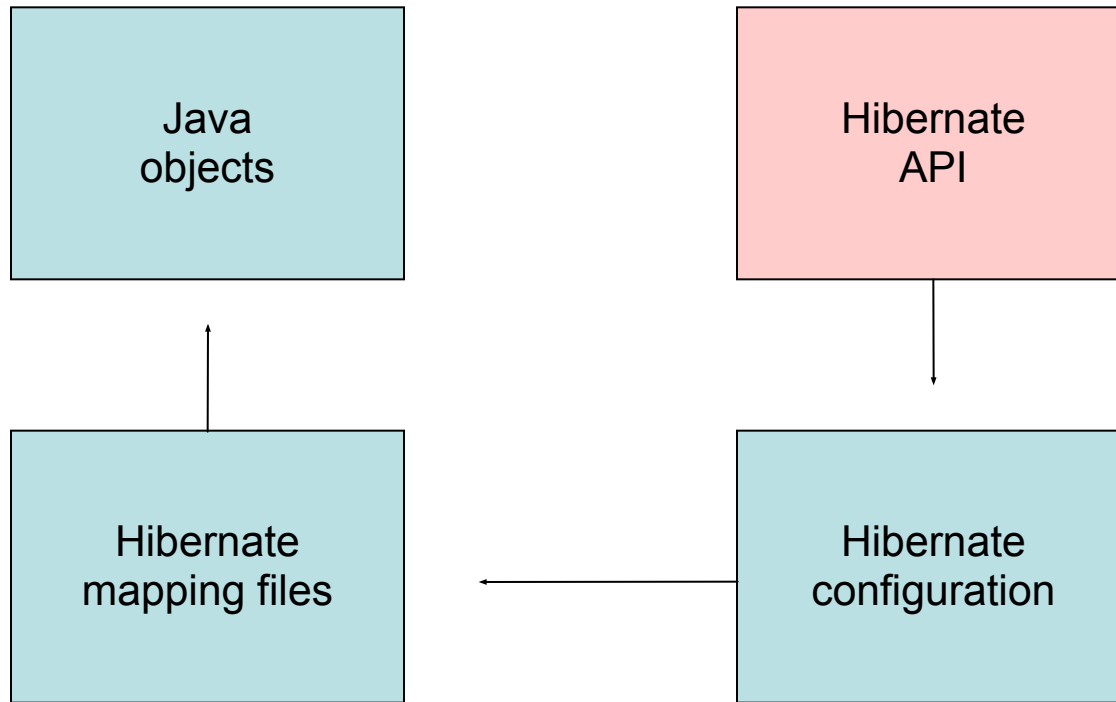


# Hibernate configuration

- Also referred to hibernate properties
- Each database has a *dialect*
  - `hibernate.dialect = org.hibernate.dialect.H2Dialect`
- Must also specify:
  - JDBC driver class
  - Connection URL
  - Username
  - Password
- More later in the lecture...



# Example app: The EventManager



# The SessionFactory interface

- When all mappings have been parsed by the *org.hibernate.cfg.Configuration*, the application must obtain a factory to get *org.hibernate.Session*
- SessionFactory provides *org.hibernate.Session* instances to the application
- Shared among application threads
- Most important method is *getCurrentSession*

```
SessionFactory sessionFactory = cfg.buildSessionFactory();
```

OR let *Spring* inject it for you

```
<bean id="sessionFactory" class="org.springframework.orm.hibernate3.LocalSessionFactoryBean">  
  <property name="dataSource" ref="dataSource"/>  
  <property name="mappingResources">  
    ....  
</bean>
```

# The Session interface

- Obtained from a SessionFactory
- Main runtime interface between a Java application and Hibernate
- Responsible for storing and retrieving objects
- Think of it as a collection of loaded objects related to a *single unit of work*

```
Session session = sessionFactory.getCurrentSession();
```

# Instance states

- An object instance state is related to the *persistence context*
- The persistence context = a *Hibernate Session* instance
- Three types of instance states:
  - Transient
    - The instance is *not* associated with any persistence context
  - Persistent
    - The instance is associated with a persistence context
  - Detached
    - The instance was associated with a persistence context which has been closed – currently *not* associated

# The Session interface

Make a transient object persistent

```
Event event = new Event( "title", new Date() );  
Integer id = (Integer) session.save( event );
```

Load an object – if matching row exists

```
Event event = (Event) session.load( Event.class, id );
```

Load an object – if unsure about matching row

```
Event event = (Event) session.get( Event.class, id );
```

Delete an object – make it transient again

```
session.delete( event );
```

# The Session interface

Update an object – if its detached

`session.update( event );`

Update or save an object – if you're unsure about the state

`session.saveOrUpdate( event );`

Synchronize database with persistence context

`session.flush(); // Happens auto. at transaction.commit()`

# The Criteria interface

- You need a *query* when you don't know the identifiers of the objects you are looking for
- Criteria used for *programmatic* query creation

Retrieve all instances of Event

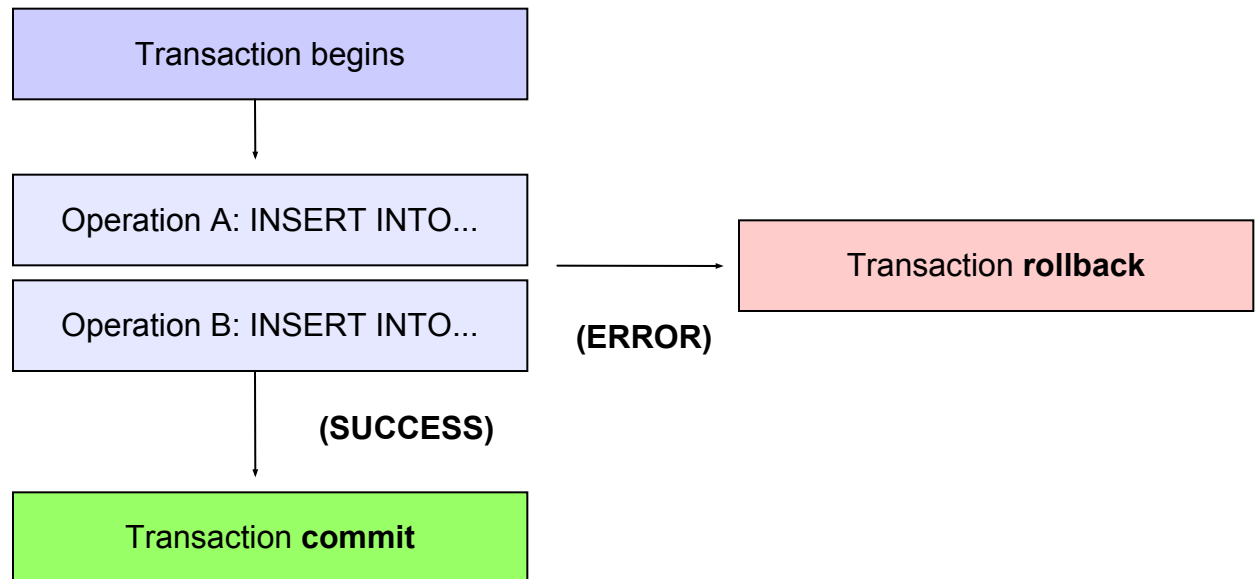
```
Criteria criteria = session.createCriteria( Event.class );  
List events = criteria.list();
```

Narrow the result set

```
Criteria criteria = session.createCriteria( Event.class );  
criteria.add( Restrictions.eq( "title", "Rolling Stones" ) );  
criteria.add( Restrictions.gt( "date", new Date() ) );  
criteria.setMaxResults( 10 );  
List events = criteria.list();
```

# Transactions

- Transaction: A set of database operations which must be executed in entirety or not at all
- Should end either with a *commit* or a *rollback*
- All communication with a database has to occur inside a transaction!





# Hibernate in real-life apps

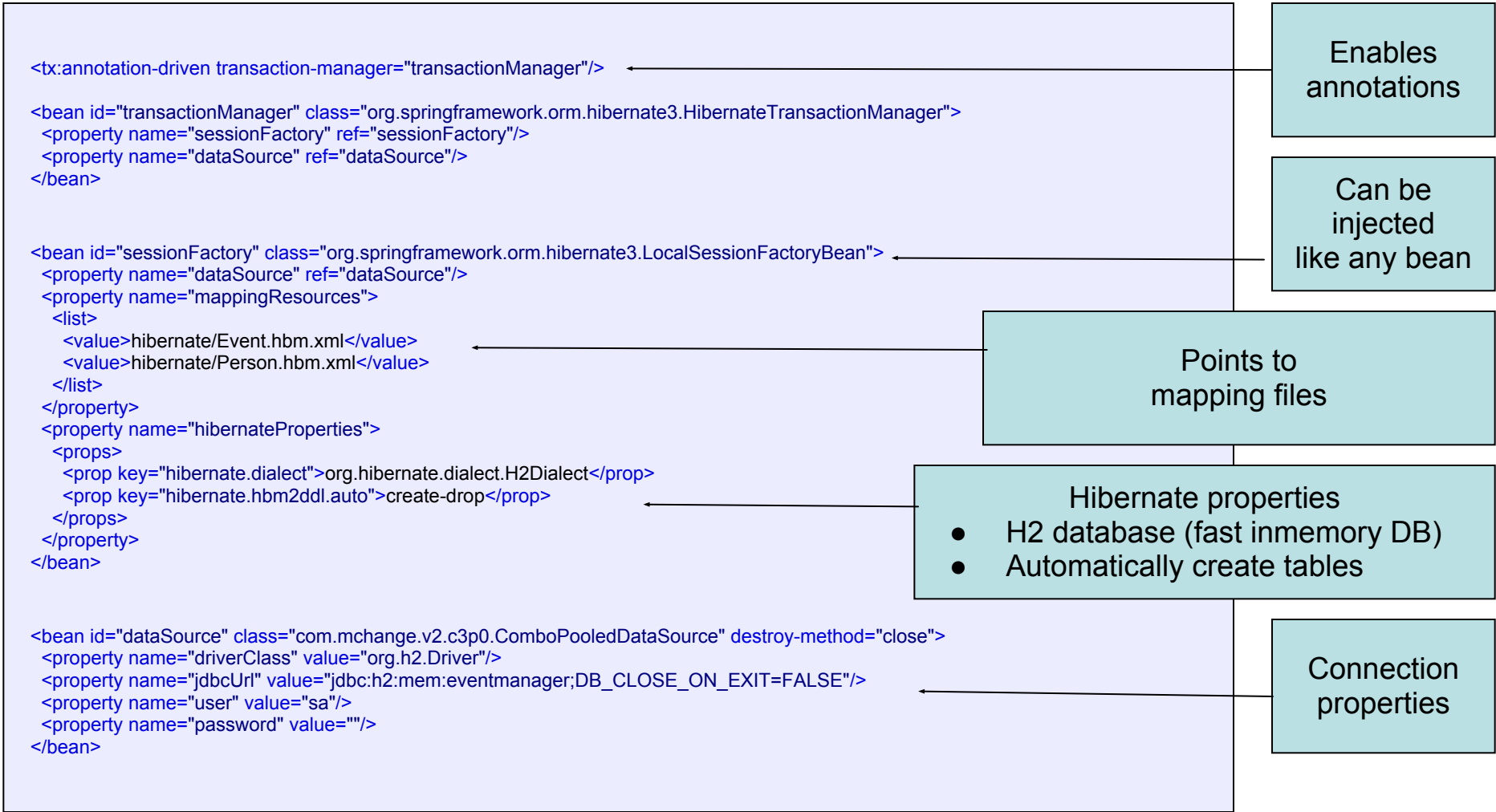
- Spring used for SessionFactory management
  - Spring has excellent ORM integration
  - Custom SessionFactory management is “boilerplate-code”
- Spring used for Transaction management
  - Custom tx management is error prone
  - Support for declarative tx management with annotations
  - Consistent programming model across JTA, JDBC, Hibernate
- Annotate transactional methods / class with *@Transactional*
- Hibernate’s own connection pooling is basic. Hibernate allows external JDBC pooling through library called C3P0

# Spring-Hibernate dependencies

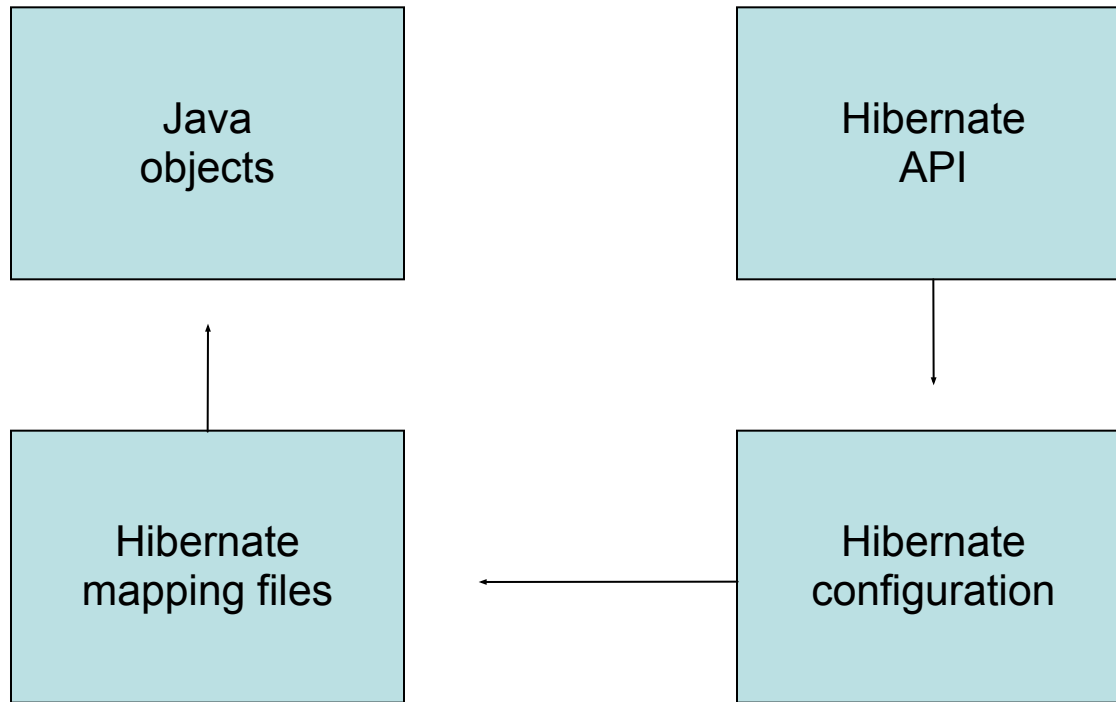
```
...
<dependency>
  <groupId>org.springframework</groupId>
  <artifactId>spring-core</artifactId>
  <version>${spring.version}</version>
</dependency>
<dependency>
  <groupId>org.springframework</groupId>
  <artifactId>spring-context</artifactId>
  <version>${spring.version}</version>
</dependency>
<dependency>
  <groupId>org.springframework</groupId>
  <artifactId>spring-tx</artifactId>
  <version>${spring.version}</version>
</dependency>
<dependency>
  <groupId>org.springframework</groupId>
  <artifactId>spring-orm</artifactId>
  <version>${spring.version}</version>
</dependency>
```

```
...
<dependency>
  <groupId>org.hibernate</groupId>
  <artifactId>hibernate-core</artifactId>
  <version>${hibernate.version}</version>
</dependency>
<dependency>
  <groupId>org.hibernate</groupId>
  <artifactId>hibernate-entitymanager</artifactId>
  <version>3.5.1-Final</version>
</dependency>
<dependency>
  <groupId>geronimo-spec</groupId>
  <artifactId>geronimo-spec-jta</artifactId>
  <version>1.0-M1</version>
</dependency>
<dependency>
  <groupId>c3p0</groupId>
  <artifactId>c3p0</artifactId>
  <version>0.9.1.2</version>
</dependency>
<dependency>
  <groupId>org.slf4j</groupId>
  <artifactId>slf4j-log4j12</artifactId>
  <version>1.5.8</version>
</dependency>
<dependency>
  <groupId>com.h2database</groupId>
  <artifactId>h2</artifactId>
  <version>1.2.136</version>
</dependency>
```

# Spring-Hibernate configuration



# Example: The EventManager



# Advantages of ORM

- **Productivity**
  - Eliminates lots of repetitive code – focus on business logic
  - Database schema is generated automatically
- **Maintainability**
  - Fewer lines of code – easier to understand
  - Easier to manage change in the object model
- **Database vendor independence**
  - The underlying database is abstracted away
  - Can be configured outside the application
- **Performance**
  - Lazy loading – associations are fetched when needed
  - Caching

# Resources

- Spring documentation chapter 13

<http://static.springsource.org/spring/docs/3.2.x/spring-framework-reference/html/orm.html>

- Hibernate reference documentation

• [www.hibernate.org](http://www.hibernate.org) -> Documentation -> Reference